


Project Overview

Andrea & Laurie

FORECAST

Welcome!
Public Art Workgroup
@ The Heights



Meeting #1 Agenda & Goals

- Welcome, introductions
- Agreements & Outline
- Project Overview (Andrea & Laurie)
- Break
- Workgroup Activity #1
- Questions, next steps

Goal: Everyone leaves this meeting connected to each other, and with an understanding of workgroup goals and homework.

FORECAST

Icebreaker

Name, Pronouns, “Role” / how you are showing up for your community in this workgroup

What are you bringing to the party?

1. Pair Up & Share
2. Full Group Share

Examples:

- Myself- I AM the party :)
- Foods, sweets, and bevs - people gotta be nourished!
- Two board games, a set of dominoes, a deck of cards, and coloring books for the kiddos
- Conversation prompts- down with small talk, lets get deep!
- Party? In person? With other people? Absolutely not.
- 4 friends, the cutie from the coffee shop, and my little cousin- the more the merrier!
- My bluetooth speaker to bump the Spotify playlist I made a month ago for the occasion



Photo from [“Pictures of Spring Landscape in MN”](#) by Jim Brandenburg

FORECAST

Group Agreements

- Everyone is able to contribute:
 - More talkative people: show a little restraint
 - Quieter people: your contributions are very welcome
- Only one person speaks at a time.
- Approach the discussion with a sense of curiosity, a willingness to learn from others' perspectives and experiences, and a desire for constructive dialogue.
- Speak only from your experience, but not necessarily for yourself. Accept every person's perception as being true for them.
- Avoid making judgments about others. Assume positive intent and be empathetic.
- Listen actively to everyone. Avoid interrupting, side conversations, checking smartphones, and other distractions.
- Have cultural humility when listening to others.
- Be courageous and authentic. Express your feelings genuinely.
- Support others in their efforts to broach uncomfortable topics or experiment with unfamiliar behaviors.
- Please be respectful of the time. Adhere to it or negotiate for more.
- Hold one another accountable for adhering to these guidelines.

Public Art Work Group: Outline

What Can I Expect in Each Meeting:

- Opportunity for Connection
- Layered Approach: recap of previous sessions & sharing back of “homework” completed in between sessions
- Food :)
- Payment upon completion of homework and attendance of previous meeting.

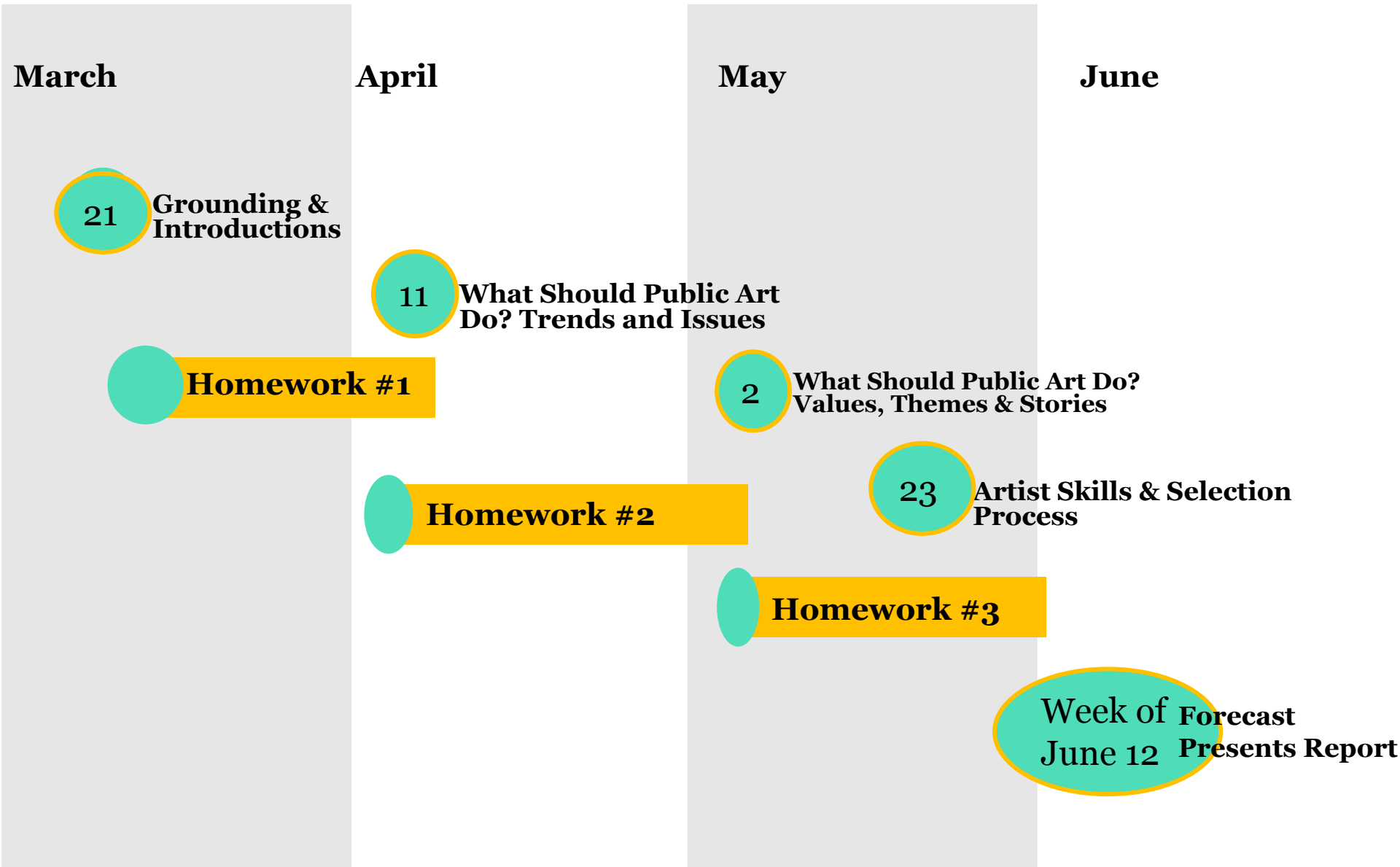
Focus for Work Group Meetings

1. Introductions & Grounding
2. What Should Public Art Do: Trends in Public Art (Pt.1)
3. What Should Public Art Do: Values Themes & Stories (Pt. 2)
4. Public Art Strategy: Artist Skills & Selection Process

FORECAST

Public Art Workgroup Timeline

Identifying Themes



March

April

May

June

21

Grounding & Introductions

11

What Should Public Art Do? Trends and Issues

Homework #1

2

What Should Public Art Do? Values, Themes & Stories

Homework #2

23

Artist Skills & Selection Process

Homework #3

Week of Forecast
June 12 Presents Report

PAWG: Meeting #1

*Introductions,
grounding*

**Location & Site
Details:** Cups &
Cheers, St. Paul MN

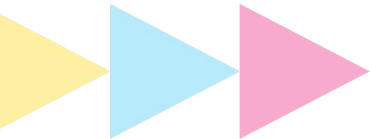
*March 21, 2023
5:30-7:30pm*

Goals:

- Develop connections between working group members
- Ground the group in the project
- Open discussion - answer questions, understand priorities/biases

Draft agenda:

- Introductions, connections
- Project overview/review of existing public art planning
- Surface & discuss shared goals
- Homework: photos of public art
- Next steps








FORECAST

Break



LEGEND/KEY

-  Landmark
-  Place
-  Gateway
-  Edge
-  Orientation / Interpretation

FORECAST

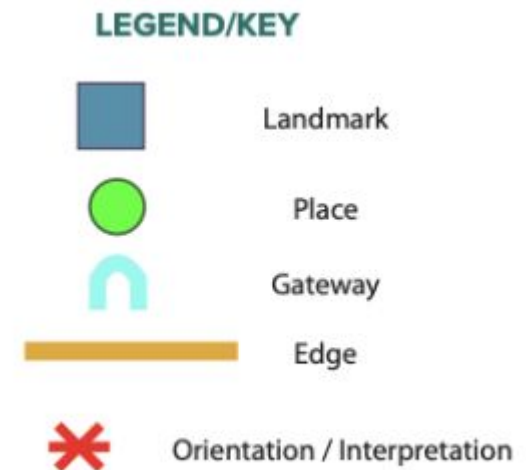
Activity: Collaging Our Shared Goals

Activity: Based on the details provided by SPPA, imagine yourself/ community in The Heights development after public art has already been installed in the development;

- How do you want people to feel?
- What do you want them to experience?

Small Group Activity (20 Minutes)

- visual (markers & paper)
- sensory (5 senses)
- key words (all languages welcome)
- story in a sentence
- Scale - Birds Eye, Balcony, Mouse



Disclaimer: This activity isn't about deciding on specific public art installations, but rather opening our collective imagination within this group.

Share Back






Next Steps

- Homework: Identify a few photos examples of public art to share with the group.
 - Send by email with short description to Lisa@forecastpublicart.org by Friday April 7, 2023 to be included in a slideshow.
- Next Meeting: 5:30-7:30 pm – April 11, 2023 @ Cups & Cheers
- Questions?

FORECAST



LEGEND/KEY

-  Landmark
-  Place
-  Gateway
-  Edge
-  Orientation / Interpretation