




# Traffic Study for Barge Channel Road

Southport River Terminal  
Saint Paul, Minnesota

Prepared For:  
Saint Paul Port Authority



This report represents the results of research conducted by the authors and does not necessarily represent the views or policies of the Minnesota Department of Transportation. This report does not contain a standard or specified technique.





## Executive Summary

GHD Services Inc. has prepared this Traffic Study Report to provide an assessment of vehicle traffic on Barge Channel Road within the Saint Paul Port Authority's Southport River Terminal in Saint Paul, Minnesota.

The Southport River Terminal is located on the Mississippi River within the Saint Paul Harbor, which is the northernmost public port on Marine Highway M-35 and a strategic asset for the region, as it connects Minnesota businesses to domestic ocean ports. The Southport Terminal supports freight movement by barge, rail, and truck and vehicle access is provided by Barge Channel Road. Barge Channel Road is a critical link in the region's freight network, as it intersects with Minnesota Highway 156/Concord Street (a Metropolitan Council-designated Tier-One Corridor) and provides first/last-mile connectivity to the National Highway System.

To assess vehicle traffic within the Southport Terminal, a 24-hour bi-directional traffic count was conducted on Barge Channel Road over a 5-day study period (August 31, 2020 – September 4, 2020).

Based on the data collected, GHD identified the following general findings from the study period:

- The average 24-hour bi-directional weekday traffic volume on Barge Channel Road was 1,936 vehicles per day
- Peak bi-directional weekday traffic occurred between 10:00 AM and 3:00 PM
- MnDOT Passenger Vehicles accounted for 60% of the average daily vehicle traffic on Barge Channel Road
- MnDOT Heavy Commercial Vehicles accounted for 40% of the average daily vehicle traffic on Barge Channel Road
- The largest vehicles using Barge Channel Road were 5-axle semis



## Table of Contents

1.	Introduction.....	1
2.	Study Area.....	1
2.1	Southport River Terminal .....	1
2.2	Area Roadway System .....	2
3.	Data Collection .....	2
4.	Data Analysis .....	3
4.1	Vehicle Classification .....	3
4.2	General Findings.....	4
4.2.1	Average Daily Traffic Volume .....	4
4.2.2	FHWA Vehicle Class Breakdown .....	4
4.2.3	MnDOT Vehicle Class Breakdown .....	5
4.3	Data Limitations & Uses.....	6

## Figure Index

Figure 1	Southport Terminal Location .....	1
Figure 2	Traffic Count Location .....	2
Figure 3	FHWA Vehicle Classifications .....	3
Figure 4	FHWA & MnDOT Equivalent Vehicle Classifications .....	4
Figure 5	Average Daily Traffic Volume by FHWA Vehicle Class (8/31/2020 – 9/4/2020).....	5
Figure 6	Average Daily Traffic Volume by MnDOT Vehicle Class (8/31/2020 – 9/4/2020).....	5

## Appendix Index

Appendix A	Hourly Traffic Charts with FHWA & MnDOT Vehicle Classifications
Appendix B	Hourly Traffic Tables with FHWA & MnDOT Vehicle Classifications
Appendix C	Traffic Count Data Sheets



# 1. Introduction

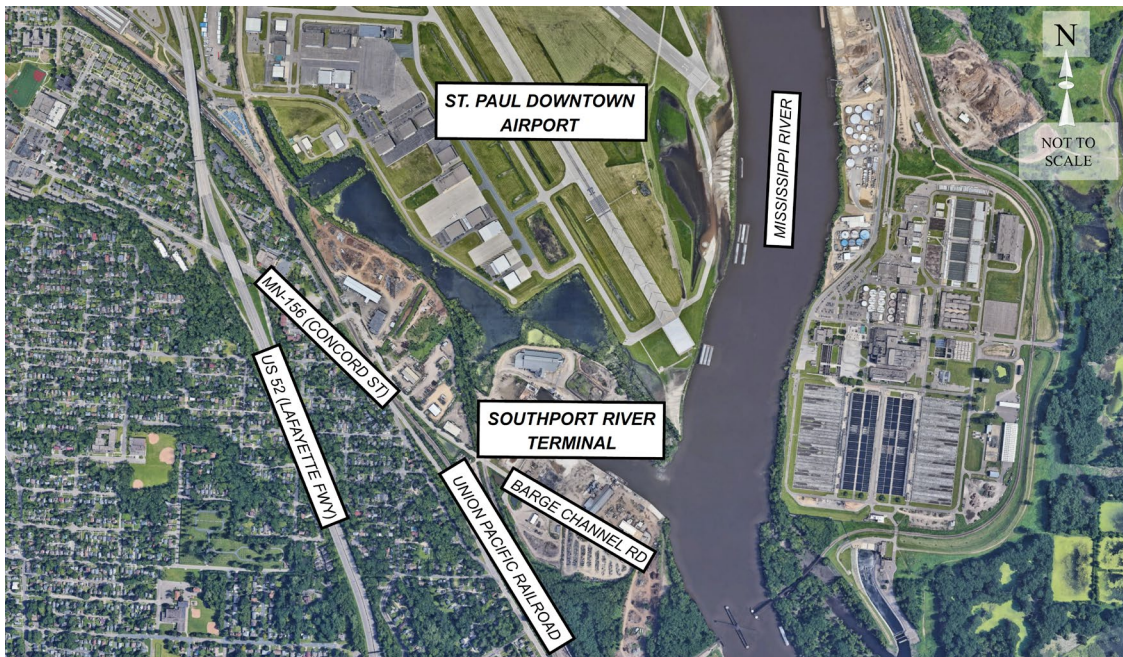
At the request of the Saint Paul Port Authority (SPPA), GHD Services Inc. (GHD) has prepared this Traffic Study Report to provide an assessment of vehicle traffic on Barge Channel Road within the Southport River Terminal in Saint Paul, Minnesota.

# 2. Study Area

## 2.1 Southport River Terminal

The SPPA's Southport River Terminal is a 119-acre intermodal facility located in the City of Saint Paul, within Ramsey County, in the State of Minnesota. It is one of four SPPA-owned river terminals located on the Mississippi River within the Saint Paul Harbor. The Saint Paul Harbor is the northernmost public port on Marine Highway M-35 and a strategic asset for the region, connecting Minnesota businesses to domestic ocean ports for imports/exports.

The Southport River Terminal is located immediately south of the Saint Paul Downtown Municipal Airport. It is connected to state and national transportation systems and supports freight movement by barge, rail, and truck. The Union Pacific Railroad directly serves the Southport Terminal and many state highways and interstates are located within a few miles of the facility. The location of the Southport River Terminal is shown on Figure 1, below.



**Figure 1 Southport Terminal Location**

Vehicle access to all 14 businesses operating within the Southport Terminal is provided by Barge Channel Road. Barge Channel Road is a critical link in the region's multimodal freight network, providing first-/last-mile connectivity between the Southport Terminal and state and national highway systems.



## 2.2 Area Roadway System

Barge Channel Road is a 0.75-mile long, two-lane, public roadway owned and maintained by the City of Saint Paul. Barge Channel Road extends from a southern terminus within the Southport River Terminal to a northern terminus at its intersection with Minnesota State Highway 156 (MN-156/Concord Street). MN-156 (Concord Street) is designated as a Tier One Corridor by the metropolitan planning organization (MPO) for the Twin Cities Region (Metropolitan Council) and provides a direct physical connection between Barge Channel Road and the National Highway System (NHS).

MN-156 (Concord Street) is a 4.2 mile long highway that extends from its southern terminus at the interchange with Interstate I-494 in the City of South Saint Paul to its northern terminus at the interchange with US Highway US-52 in the City of Saint Paul. MN-156 (Concord Street) is under the jurisdiction of the Minnesota Department of Transportation (MnDOT) and is classified as a minor reliever. Near the Southport River Terminal, Concord Street contains one through-travel lane and one bicycle lane in each direction with a center two-way left-turn lane (TWLTL) and the posted speed limit is 35 miles per hour (mph). According to data provided in the MnDOT's online Traffic Mapping Application, Concord Street had a two-way annual average daily traffic (AADT) volume of 8,900 vehicles in 2018 (at MnDOT monitoring location SEQ #11384, 300 feet north of Barge Channel Road) and 9,100 vehicles in 2019 (at MnDOT monitoring location SEQ #10100, 1.7 miles south of Barge Channel Road). The two-way Heavy Commercial Annual Average Daily Traffic (HCAADT) on Concord Street ranged from 510 vehicles (north of Barge Channel Road) to 520 vehicles (south of Barge Channel Road).

## 3. Data Collection

To assess vehicle traffic within the Southport River Terminal, GHD retained Quality Counts, LLC to conduct a 24-hour bi-directional traffic count on Barge Channel Road. The selected traffic count location is shown on Figure 2, below.



**Figure 2 Traffic Count Location**


























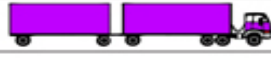













The traffic count took place over a 5-day study period, from Monday, August 31, 2020 through Friday, September 4, 2020. Traffic data was conducted remotely using a video camera mounted on a utility pole located on the south side of Barge Channel Road between Robie Street and the Union Pacific Railroad crossing. The traffic count data was collected in 15-minute intervals, 24-hours a day, over the 5-day study period.

## 4. Data Analysis

### 4.1 Vehicle Classification

GHD analyzed the raw data collected during the 5-day traffic count and classified the vehicle data using the Federal Highway Administration (FHWA) Vehicle Classifications depicted on Figure 3, below.

<b>Class 1</b> Motorcycles		<b>Class 7</b> Four or more axle, single unit	
<b>Class 2</b> Passenger cars		<b>Class 8</b> Four or less axle, single trailer	
			
			
			
<b>Class 3</b> Four tire, single unit		<b>Class 9</b> 5-Axle tractor semitrailer	
			
			
<b>Class 4</b> Buses		<b>Class 10</b> Six or more axle, single trailer	
			
			
<b>Class 5</b> Two axle, six tire, single unit		<b>Class 11</b> Five or less axle, multi trailer	
			
			
<b>Class 6</b> Three axle, single unit		<b>Class 12</b> Six axle, multi-trailer	
			
			
		<b>Class 13</b> Seven or more axle, multi-trailer	
			
			

(Source: Federal Highway Administration)

**Figure 3 FHWA Vehicle Classifications**



GHD also classified the traffic data using the Minnesota Department of Transportation (MnDOT) Vehicle Classifications shown in Figure 4, below (with the equivalent FHWA Vehicle Classifications).

**Figure 4 FHWA & MnDOT Equivalent Vehicle Classifications**

Type	Vehicle Classification												
FHWA	1	2	3	4	5	6	7	8	9	10	11	12	13
MnDOT Equiv. <sup>1</sup>	1			2	3	4		5	6		7		
	Cars			Truck Trailer & Bus	2 Axle SU	3+ Axle SU		3&4 Axle Semi	5+ Axle Semi		Twins		
	Passenger Vehicles			Single Unit Vehicles				Combo Unit Vehicles					
	Non-Heavy Commercial Vehicles				Heavy Commercial Vehicles								

<sup>1</sup>Vehicle Class Groupings for Forecasting as shown in the 2019 MnDOT Procedure Manual for Forecasting Traffic

Charts and tables presenting GHD’s breakdown of vehicles by FHWA and MnDOT classifications, counted in each direction, by hour, for each day in the study period are presented in Appendix A and Appendix B, respectively. The traffic count data sheets from Quality Counts, LLC are provided in Appendix C.

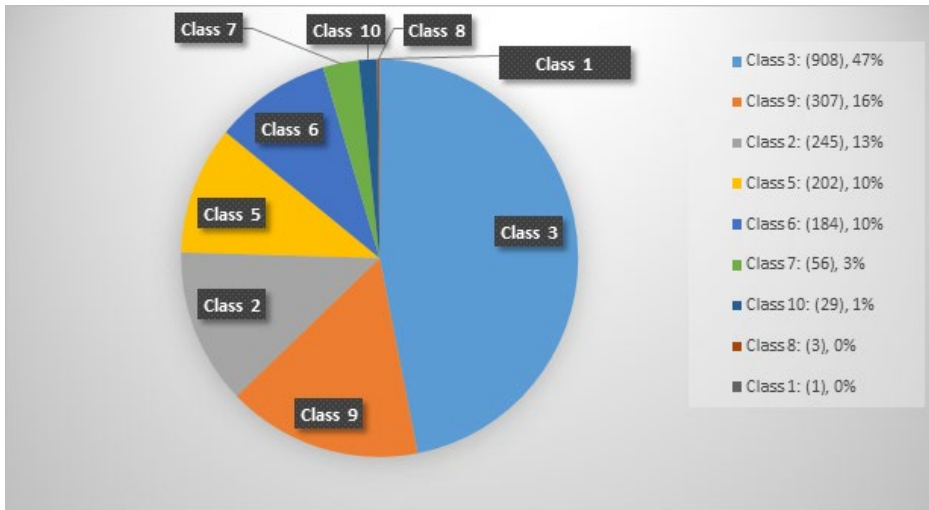
## 4.2 General Findings

### 4.2.1 Average Daily Traffic Volume

The average 24-hour bi-directional traffic volume over the 5-day study period was 1,936 vehicles, with a weekday peak volume of 2,029 vehicles. Peak bi-directional traffic occurred between the mid-day hours of 10:00 A.M. and 3:00 P.M.

### 4.2.2 FHWA Vehicle Class Breakdown

The average daily traffic breakdown by FHWA Vehicle Class during the study period is summarized in Figure 5, below.

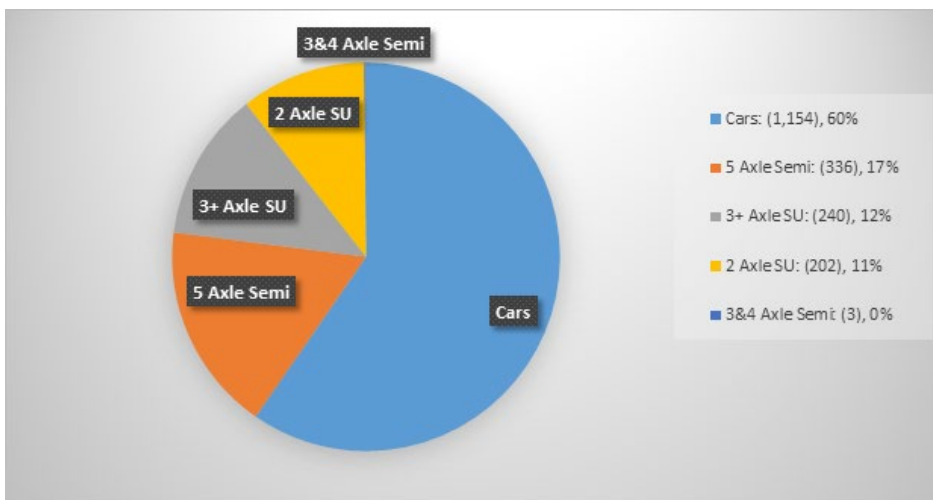


**Figure 5 Average Daily Traffic Volume by FHWA Vehicle Class (8/31/2020 – 9/4/2020)**

During the study period, the average daily vehicle traffic on Barge Channel Road was predominantly FHWA Class 3 vehicles (47%), which include four-tire, single unit vehicles (see Figure 3). Multiple-axle single units (FHWA Class 5-7 vehicles) and multiple-axle semis (FHWA Class 8-10 vehicles) accounted for 23% and 17% of average daily traffic, respectively. The remaining 13% of daily traffic on Barge Channel Road included motorcycles and passenger cars (FHWA Class 1-2 vehicles). No buses (FHWA Class 4 vehicles) or multi-trailer trucks (FHWA Class 11-13 vehicles) were observed during the study period.

#### 4.2.3 MnDOT Vehicle Class Breakdown

The average daily traffic breakdown by MnDOT Vehicle Class during the study period is summarized Figure 6, below.



**Figure 6 Average Daily Traffic Volume by MnDOT Vehicle Class (8/31/2020 – 9/4/2020)**





During the study period, the average daily vehicle traffic on Barge Channel Road was predominantly MnDOT Class 1 vehicles (60%), which include motorcycles, cars, and trucks/vans (see Figure 4). Multiple-axle single units (MnDOT Class 3-4 vehicles) and 3-5 axle semis (MnDOT Class 5-6 vehicles) accounted for 23% and 17% of average daily traffic, respectively. No busses (MnDOT Class 2) or twin trailers (MnDOT Class 7) were observed during the study period.

During the study period, 60% of the average daily vehicle traffic on Barge Channel Road was from MnDOT Passenger Vehicles and 40% was from MnDOT Heavy Commercial Vehicles (23% Single Units and 17% Combo Units). No busses were observed during the study period and the largest vehicles using Barge Channel Road were 5-axle semis.

### **4.3 Data Limitations & Uses**

As with any traffic data collection effort, the following items should be noted.

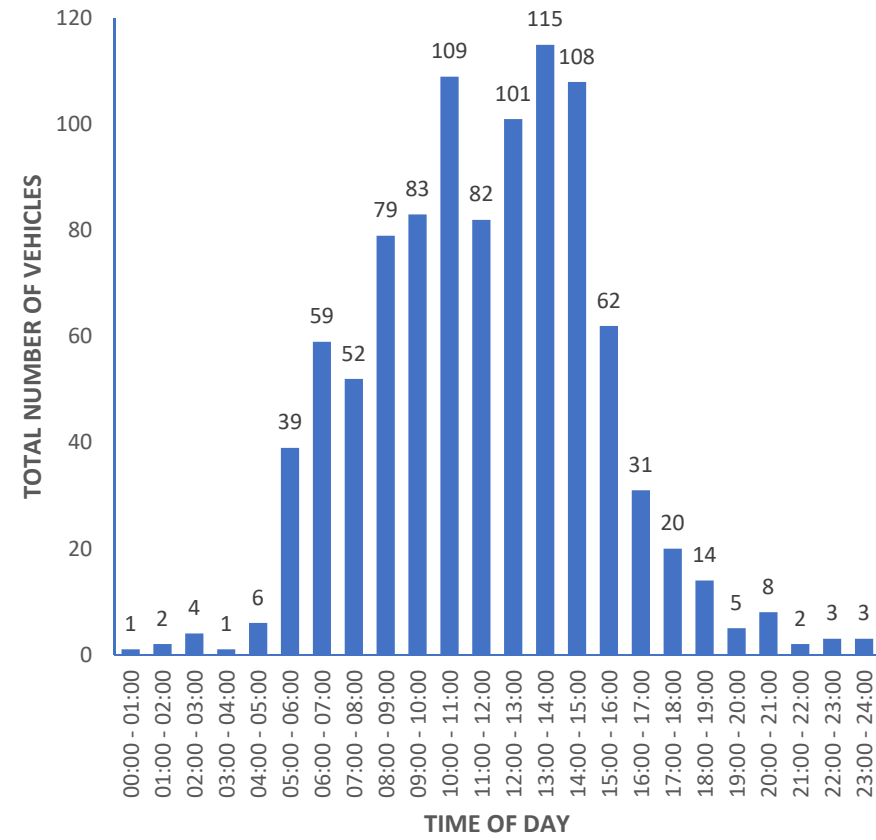
1. The traffic data collection effort for this study took place on Barge Channel Road over a 5-day study period, from Monday, August 31, 2020 through Friday, September 4, 2020. While this time period is representative of typical shipping season traffic within the Southport River Terminal, it is acknowledged that different times of the year may have different traffic patterns.
2. The data collected and summarized from this effort can be used to support future evaluations, if requested by the SPPA (HCAADT estimates, level of service and capacity analyses, future traffic projections, grant applications, etc.)

# Appendices

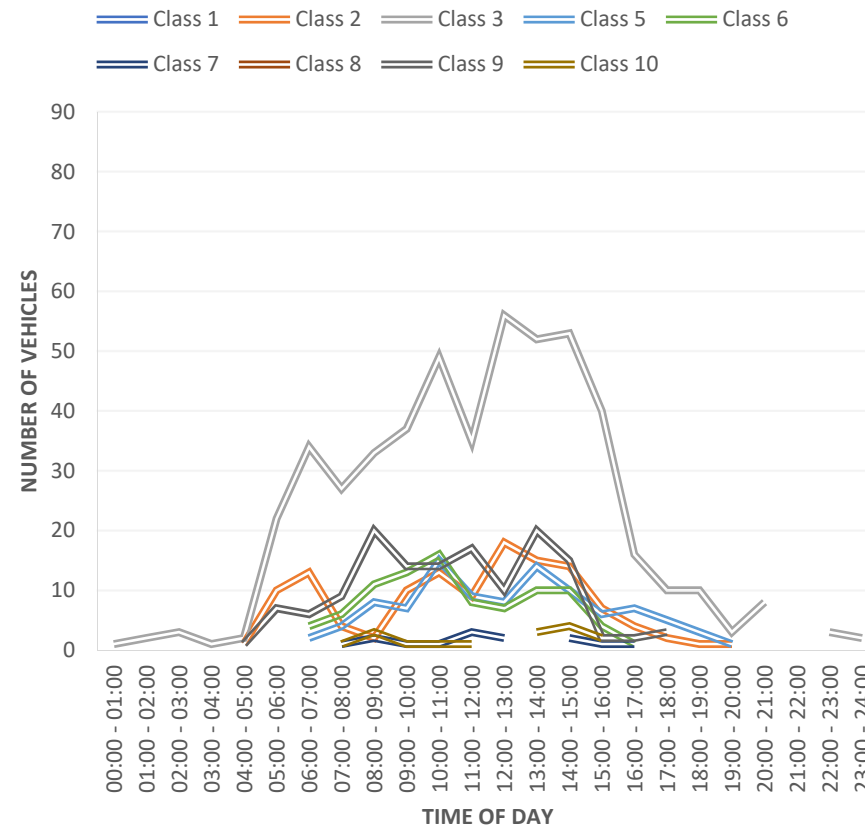
**Appendix A**  
**Hourly Traffic Charts with**  
**FHWA & MnDOT Vehicle Classifications**  
**(8/31/2020 - 9/4/2020)**

Eastbound

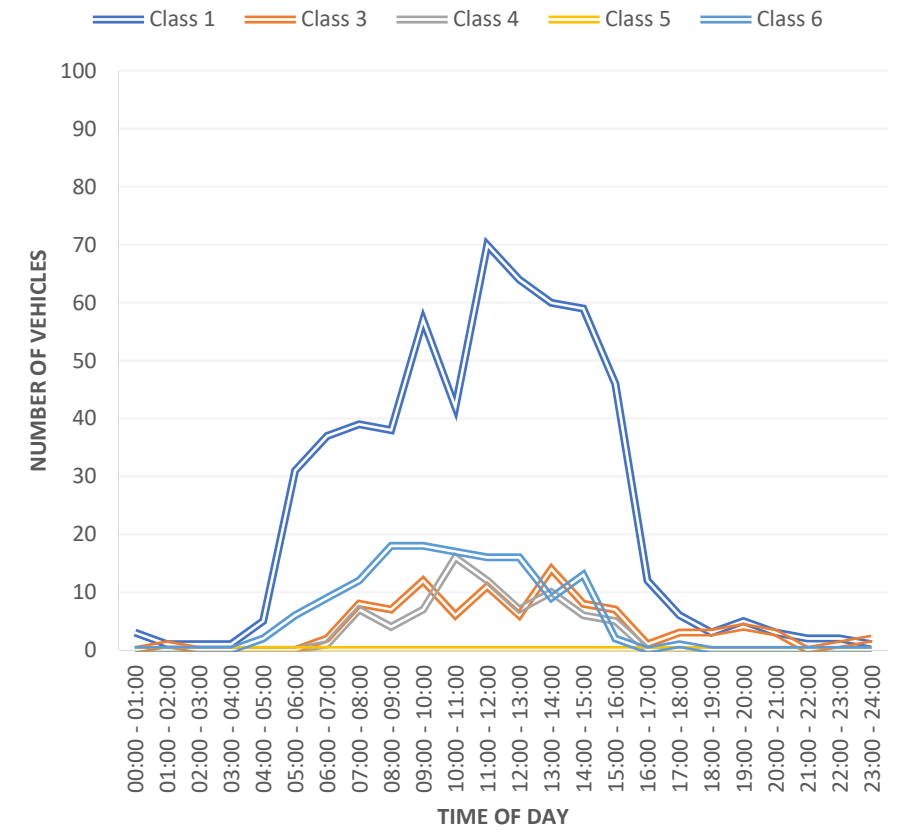
Total Vehicles



FHWA Vehicle Class

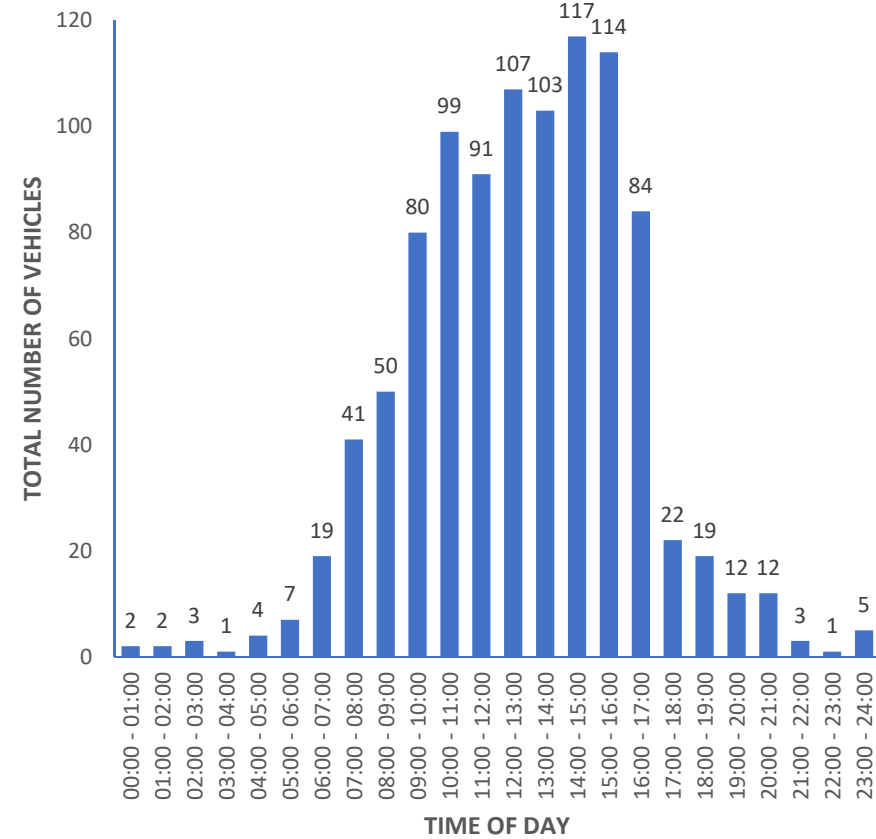


MnDOT Vehicle Class

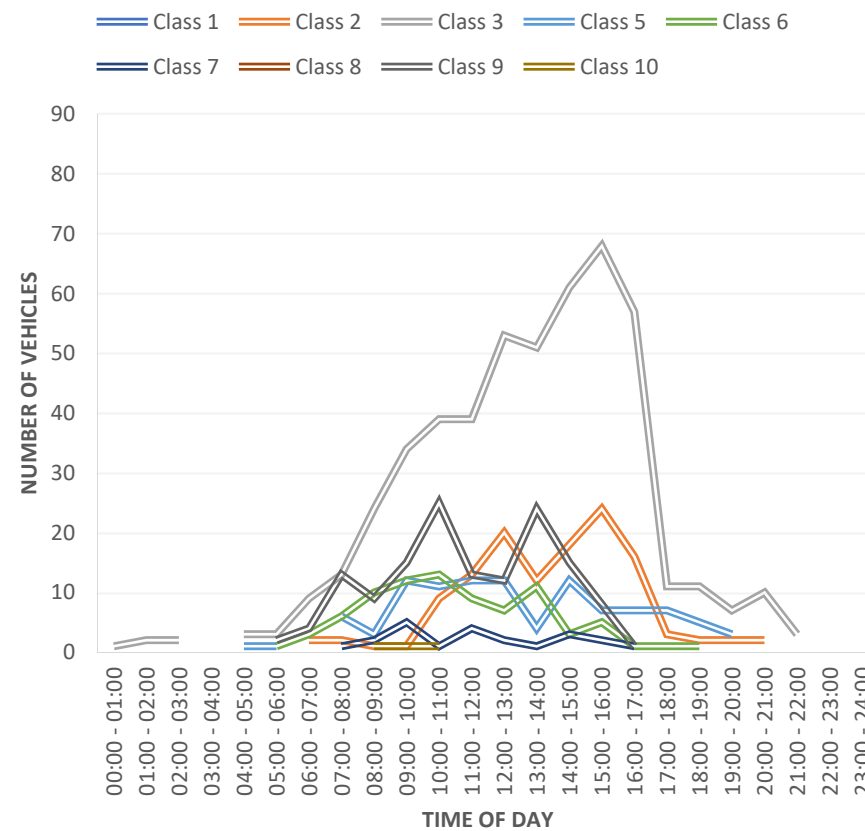


Westbound

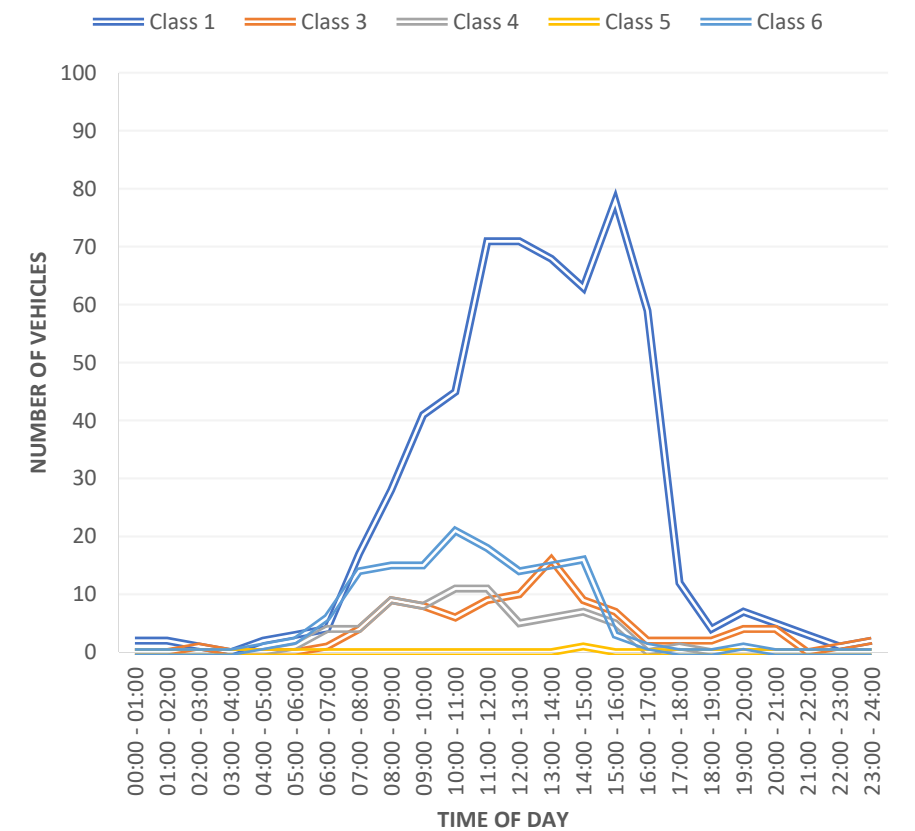
Total Vehicles



FHWA Vehicle Class

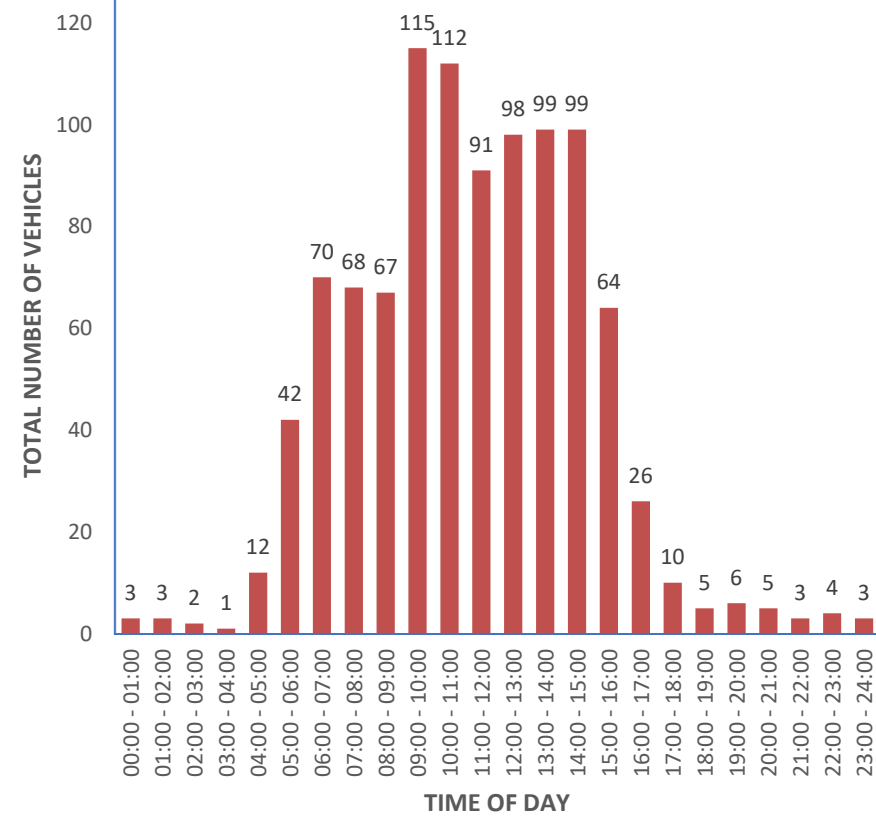


MnDOT Vehicle Class

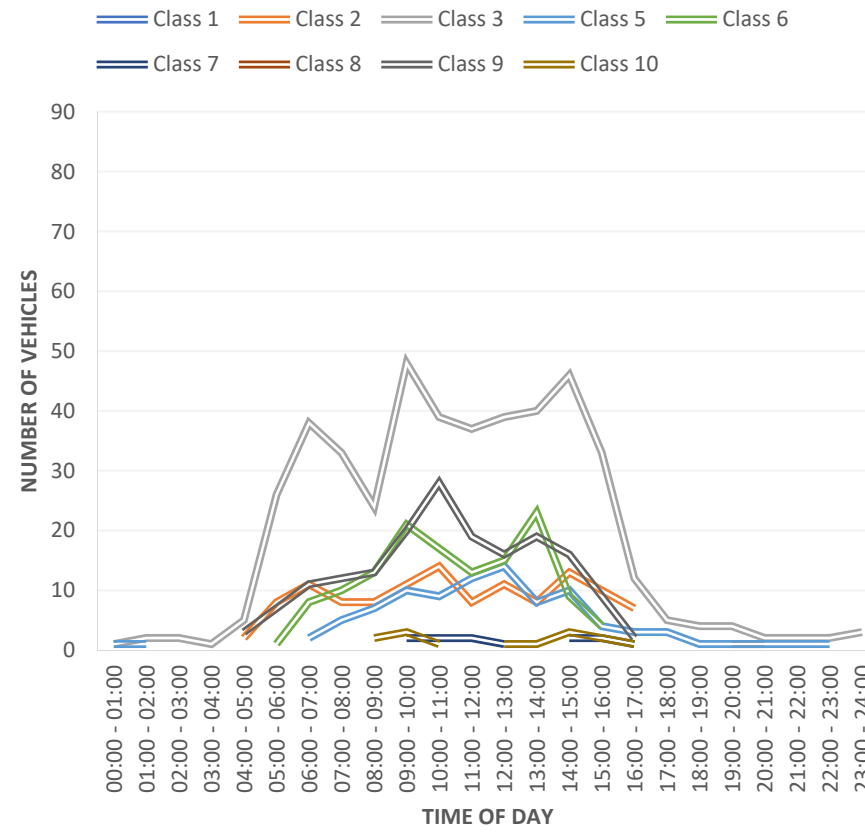


Eastbound

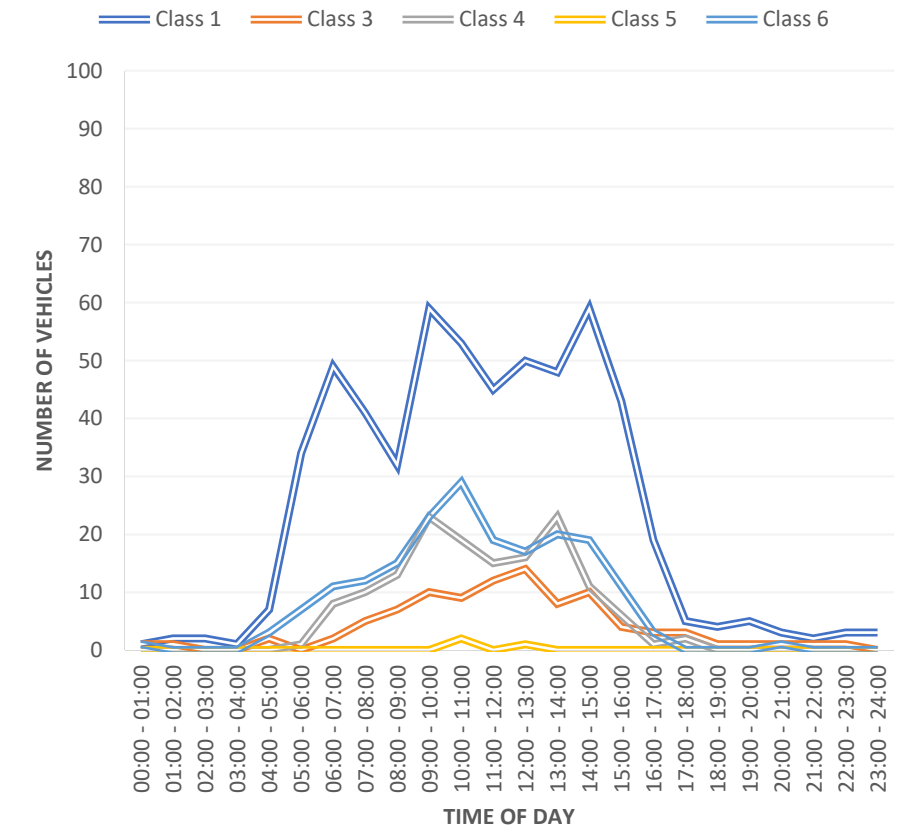
Total Vehicles



FHWA Vehicle Class

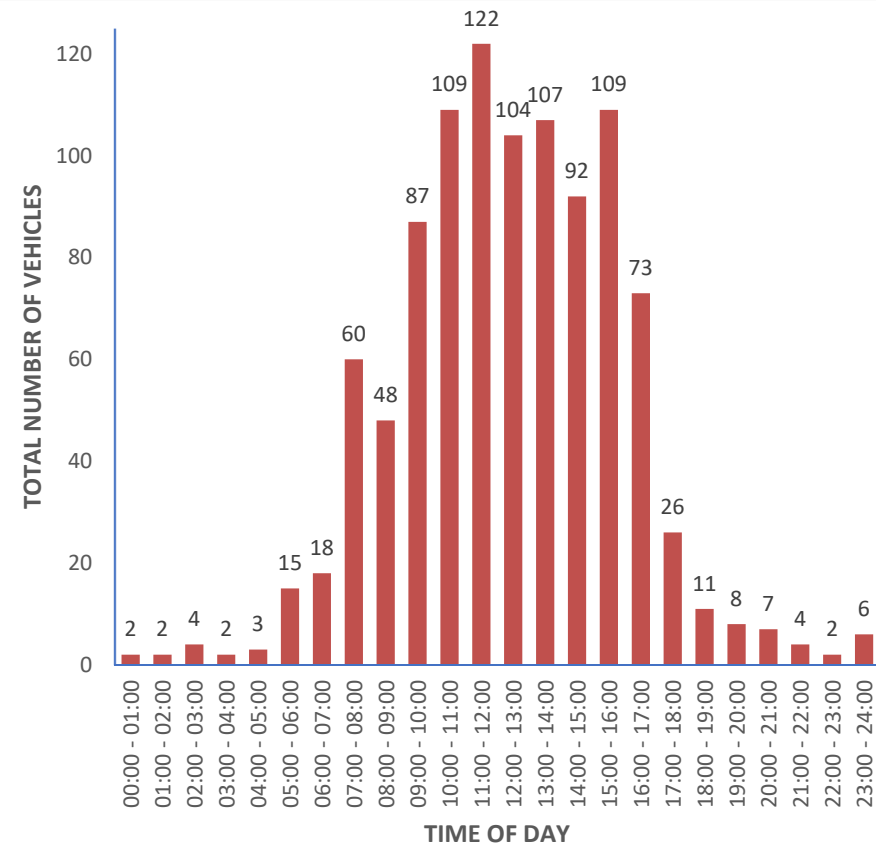


MnDOT Vehicle Class

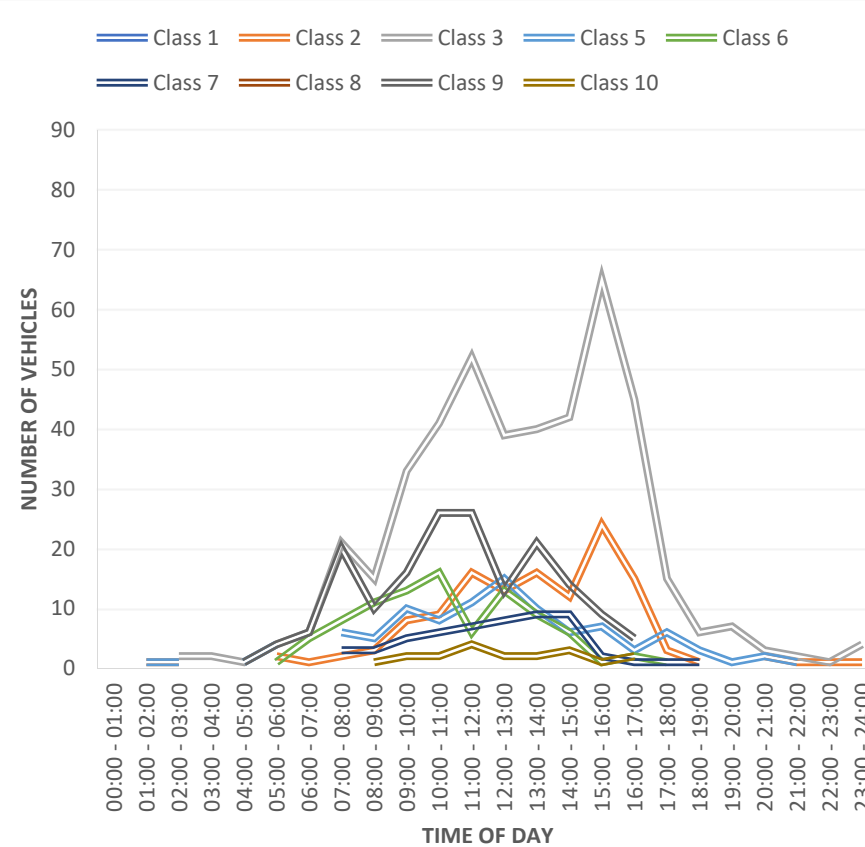


Westbound

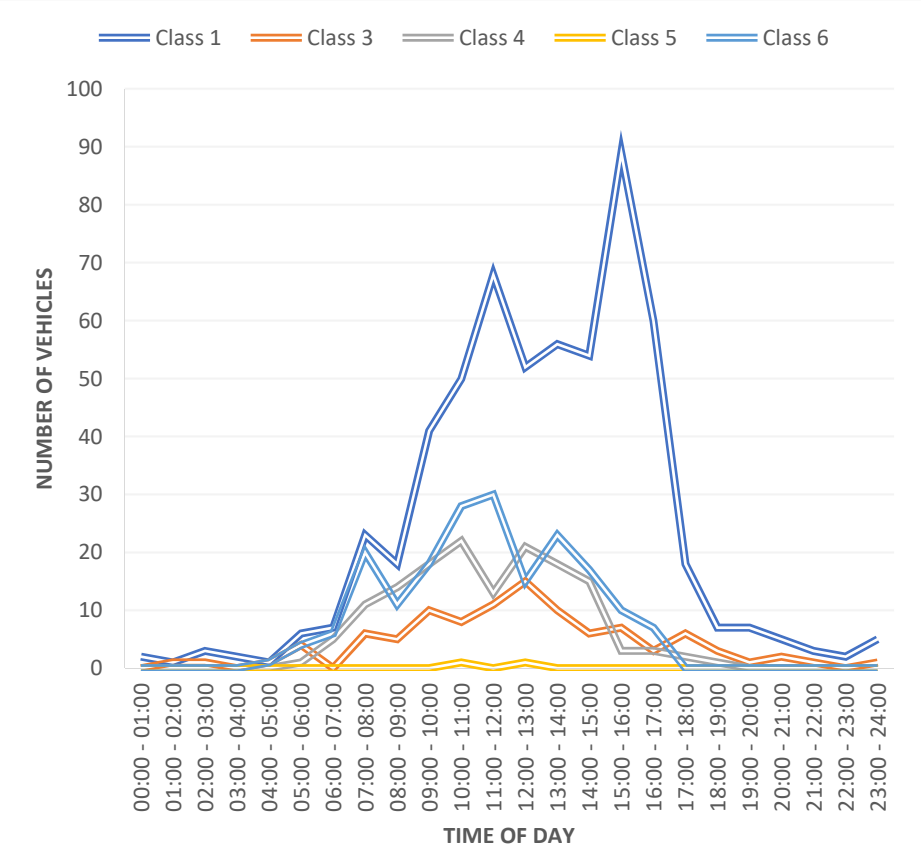
Total Vehicles



FHWA Vehicle Class

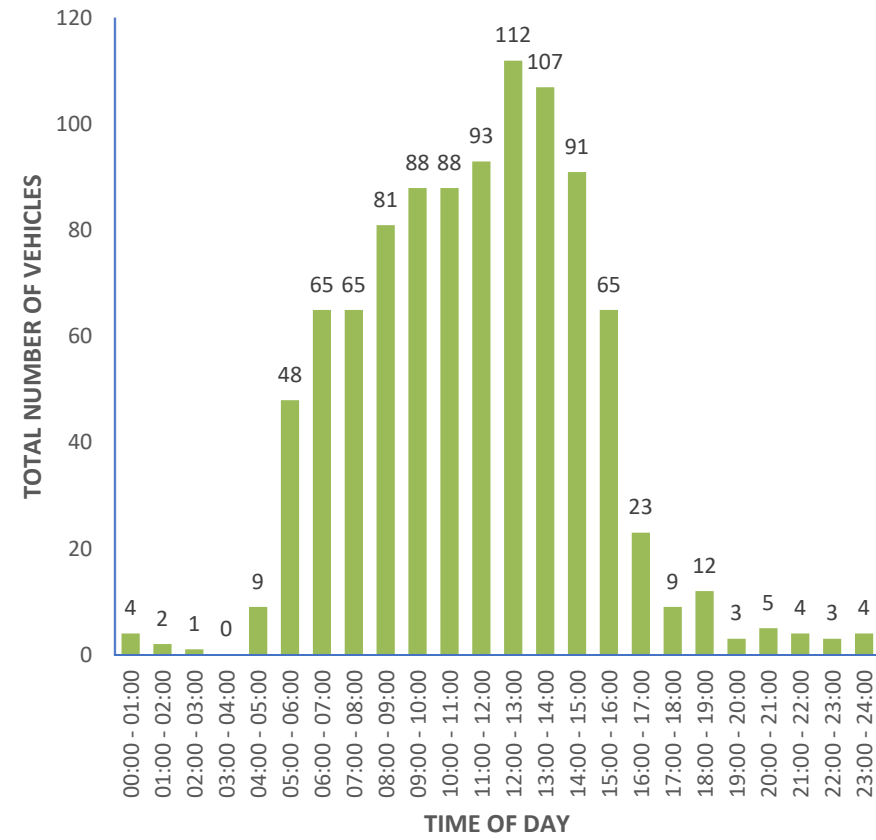


MnDOT Vehicle Class

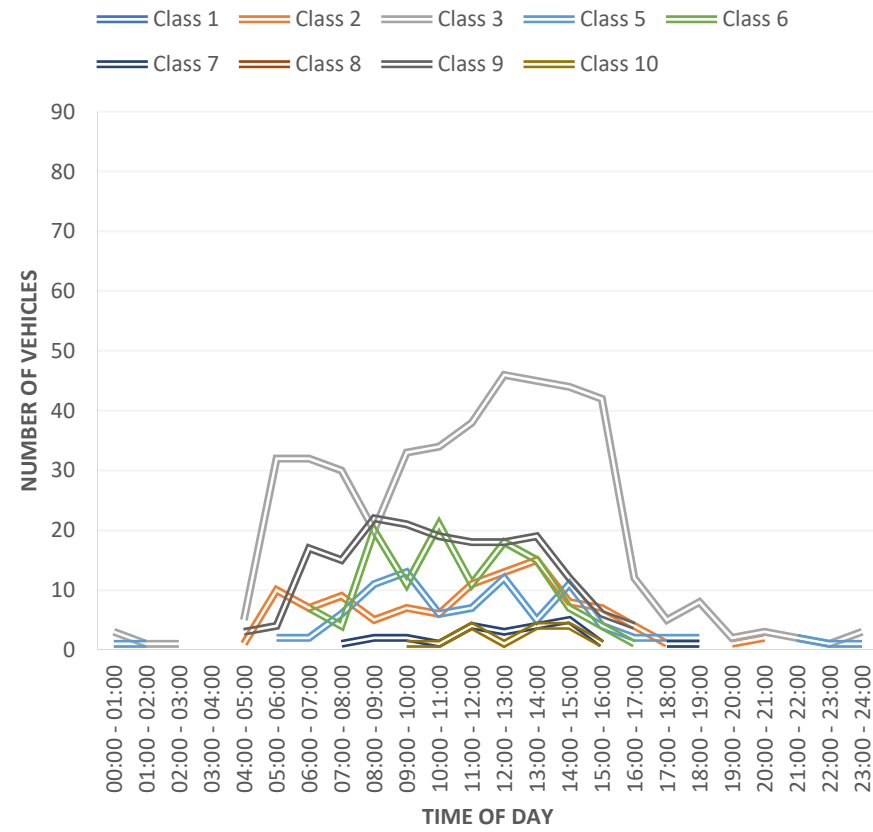


Eastbound

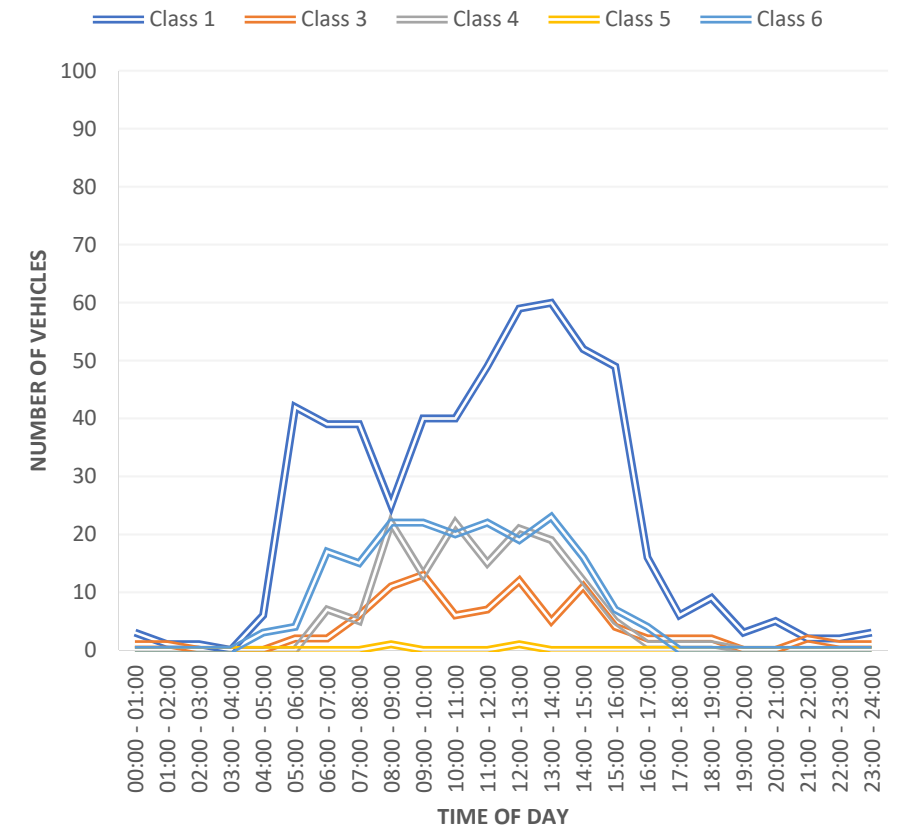
Total Vehicles



FHWA Vehicle Class

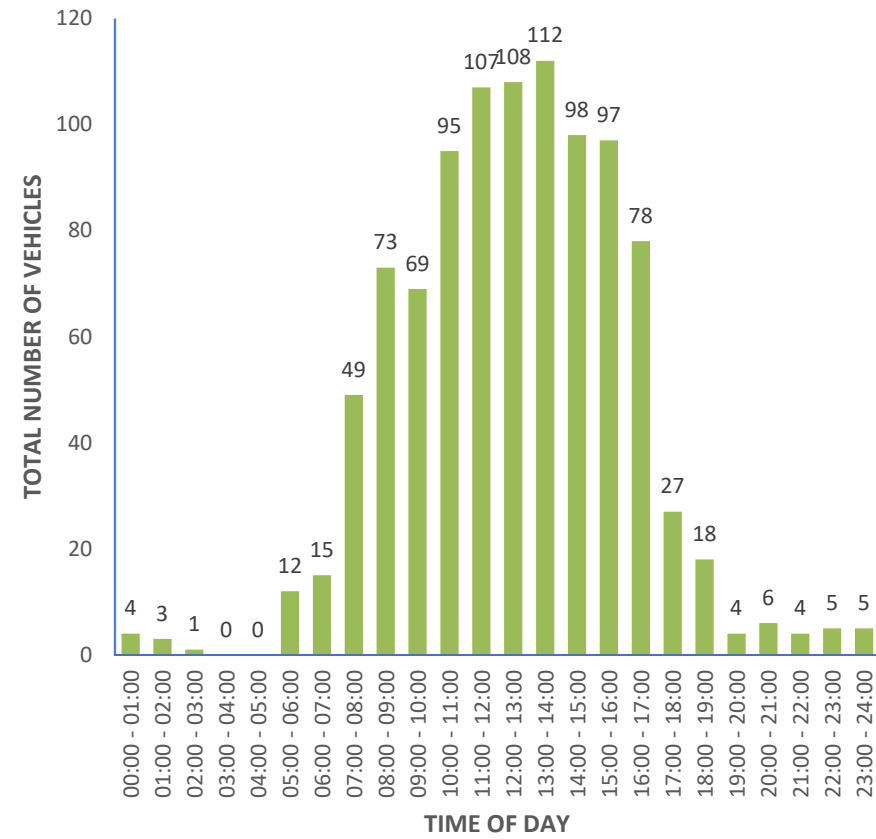


MnDOT Vehicle Class

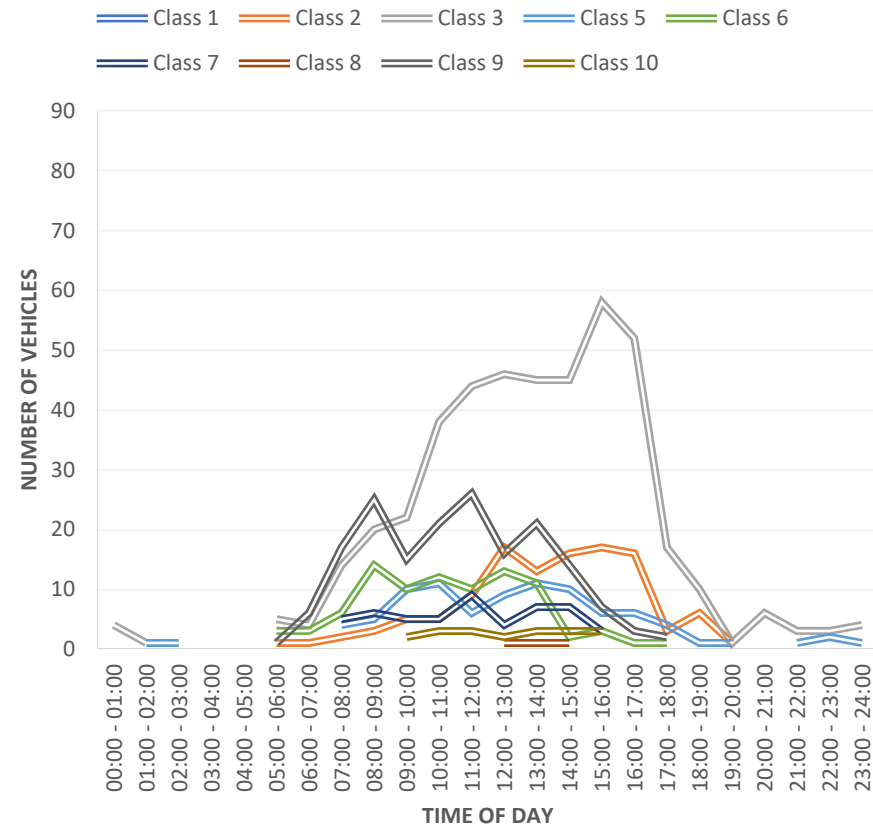


Westbound

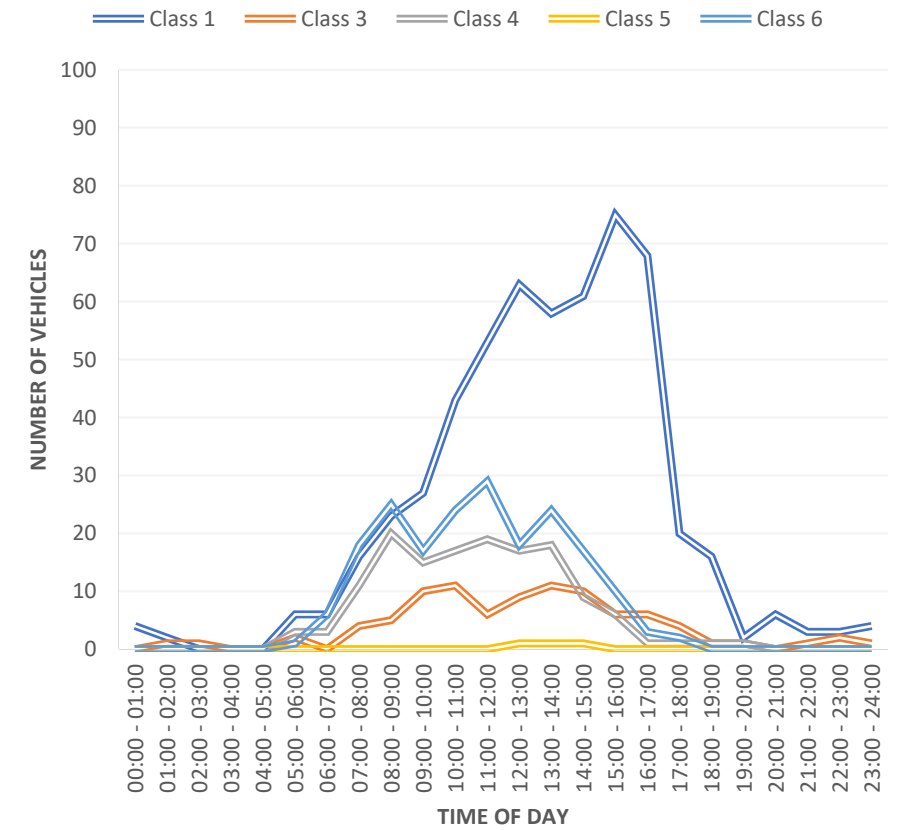
Total Vehicles



FHWA Vehicle Class

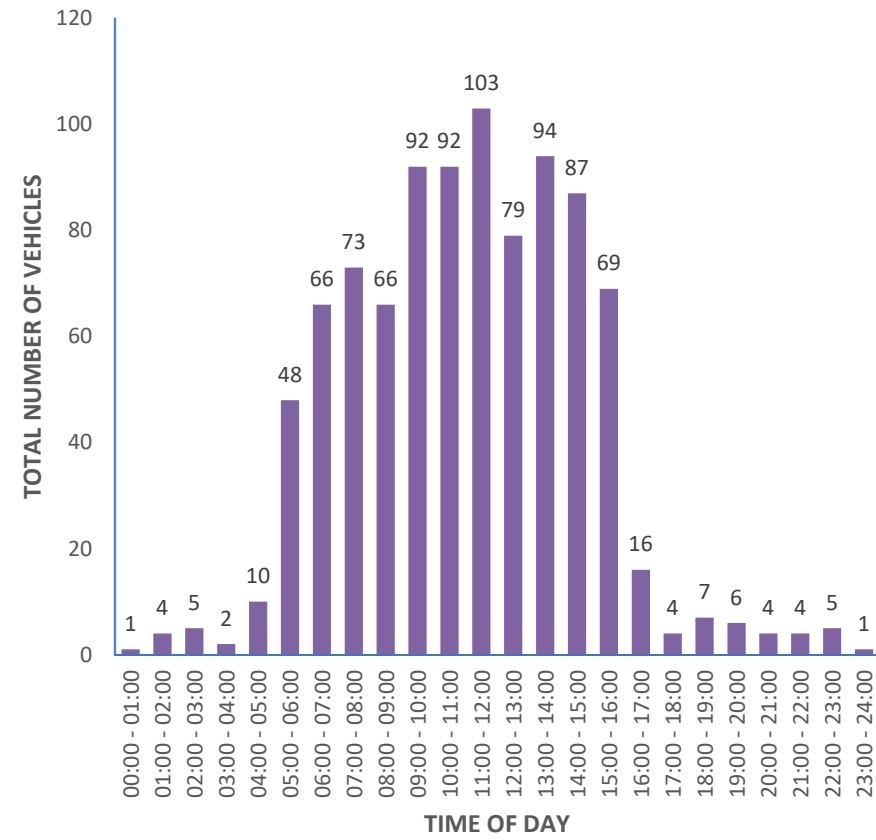


MnDOT Vehicle Class

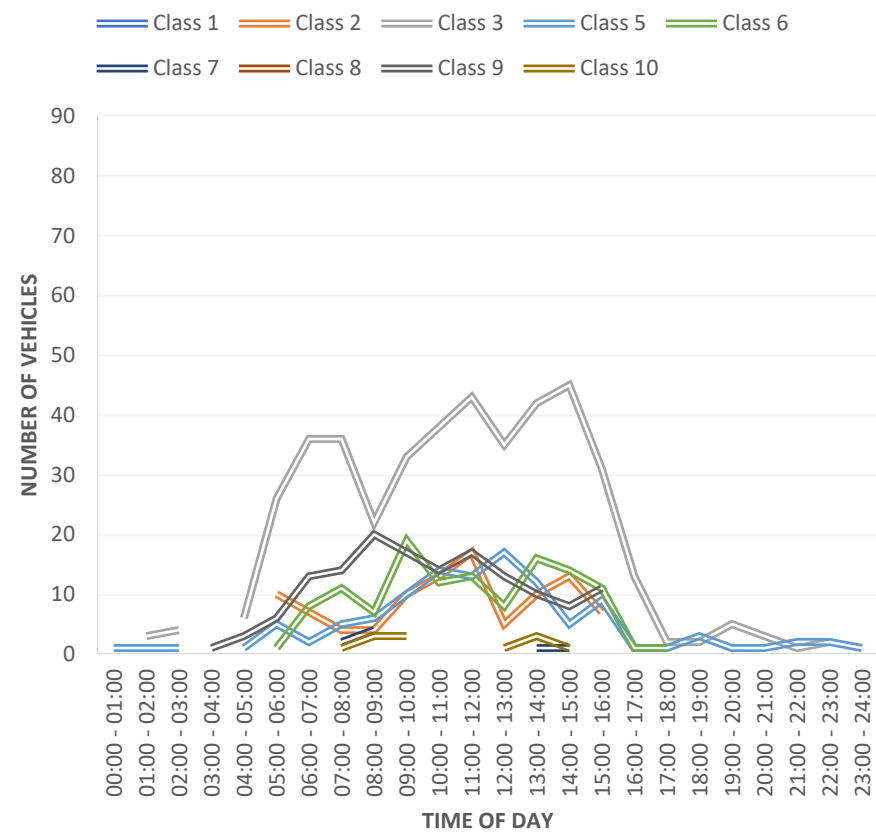


Eastbound

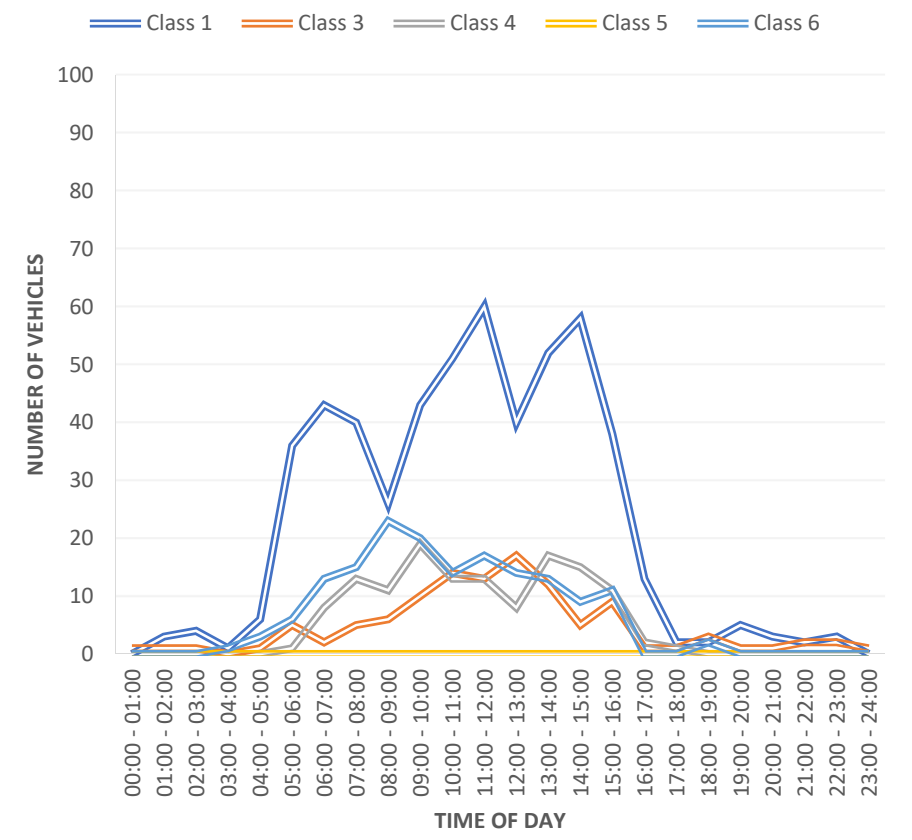
Total Vehicles



FHWA Vehicle Class

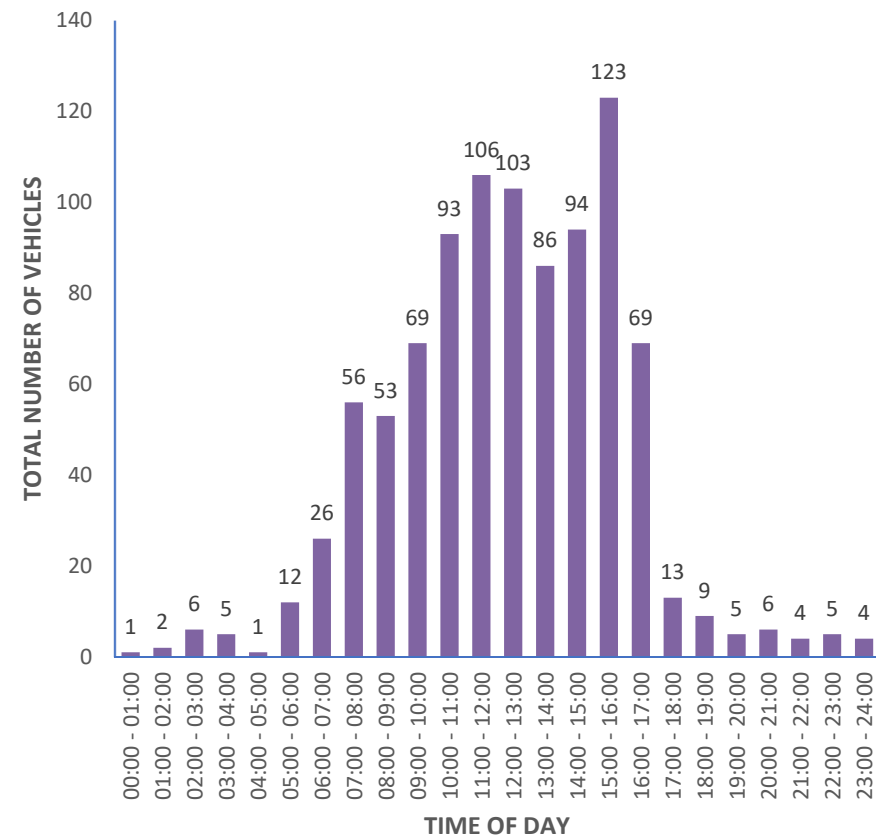


MnDOT Vehicle Class

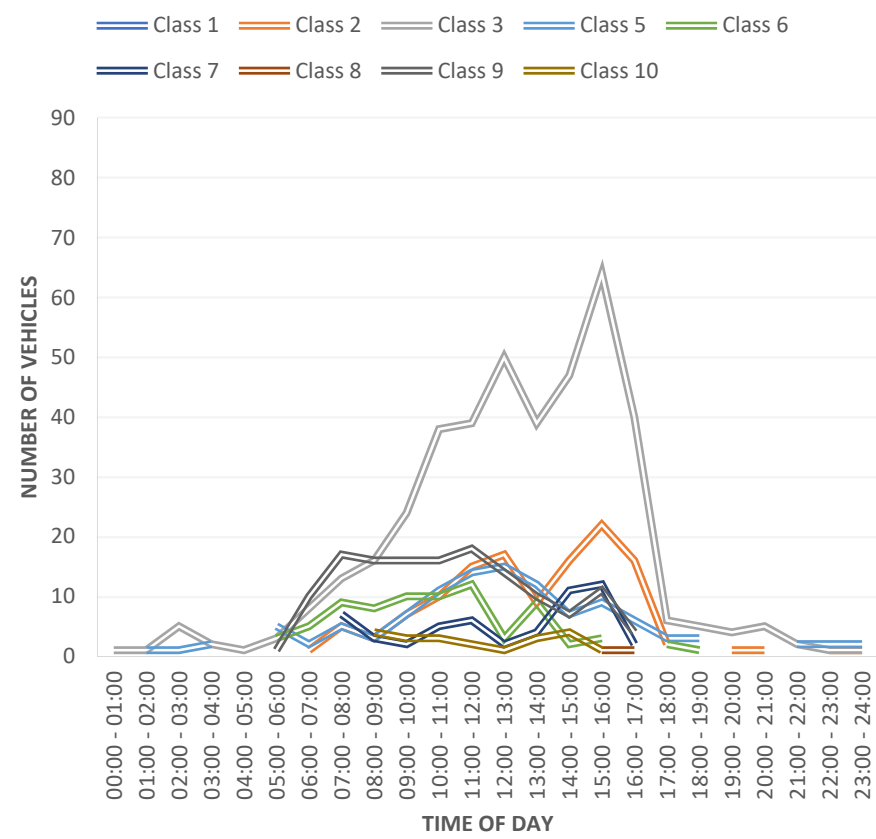


Westbound

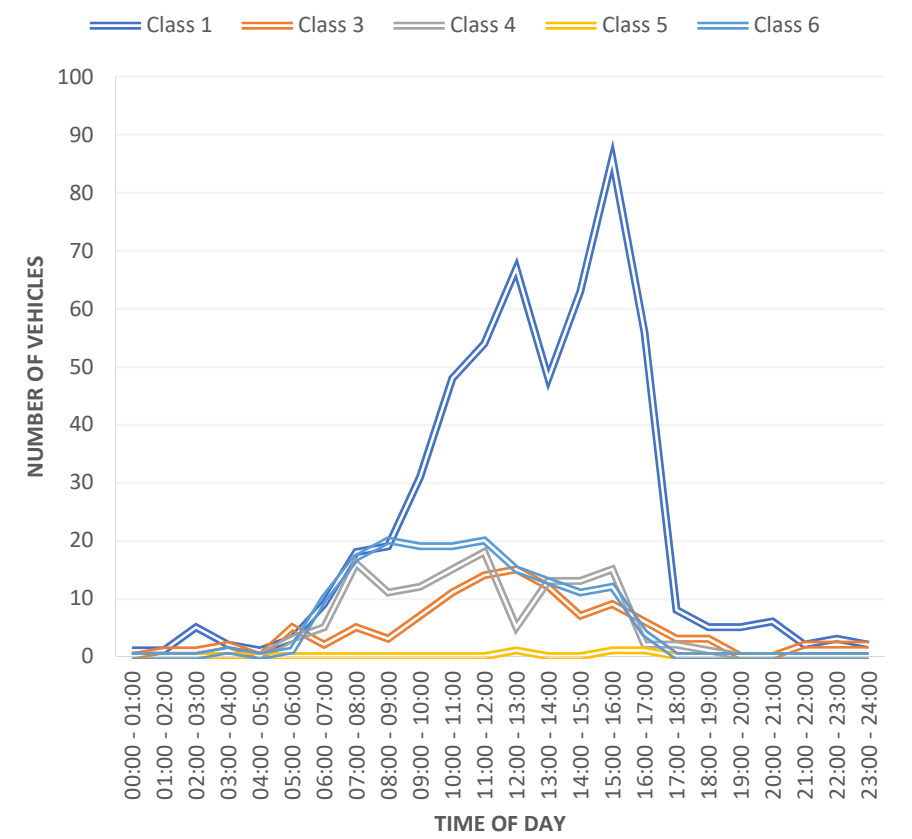
Total Vehicles



FHWA Vehicle Class

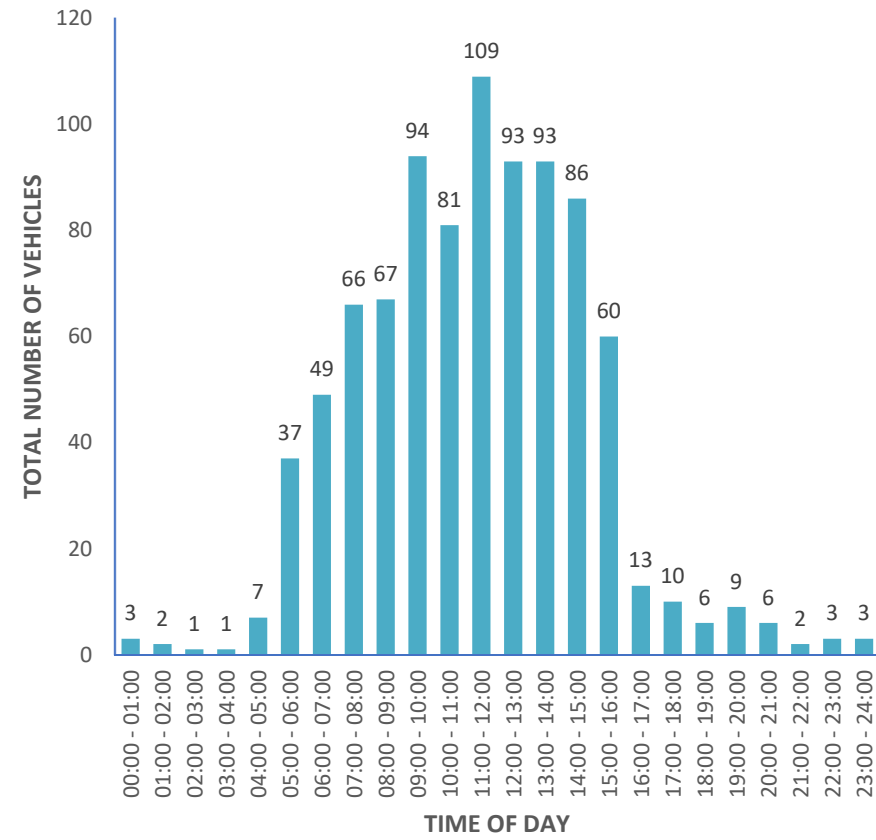


MnDOT Vehicle Class

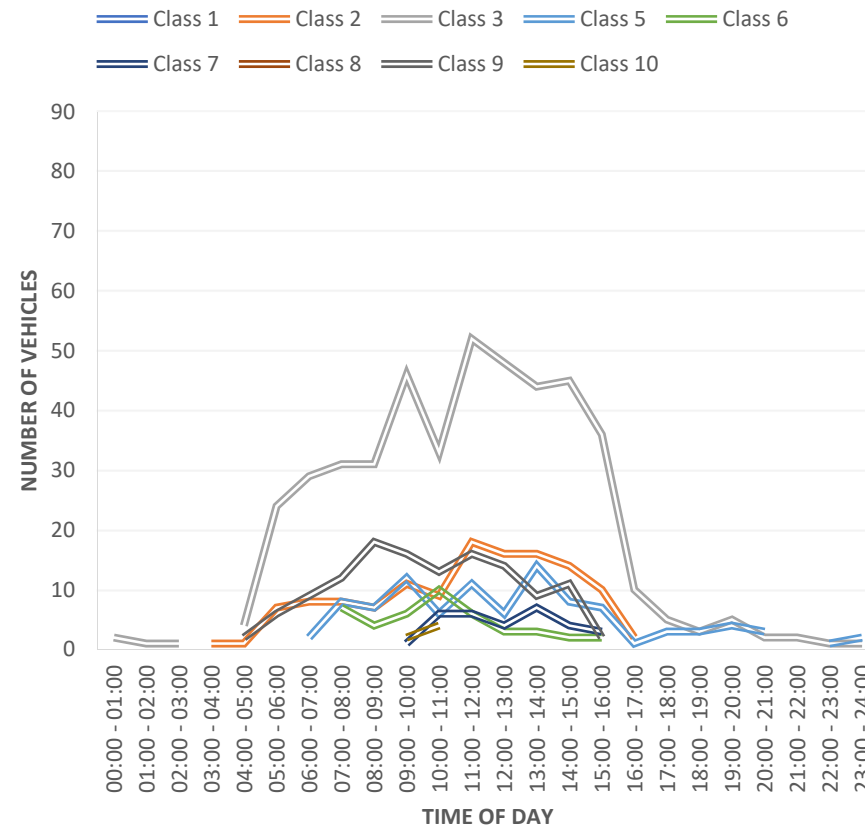


Eastbound

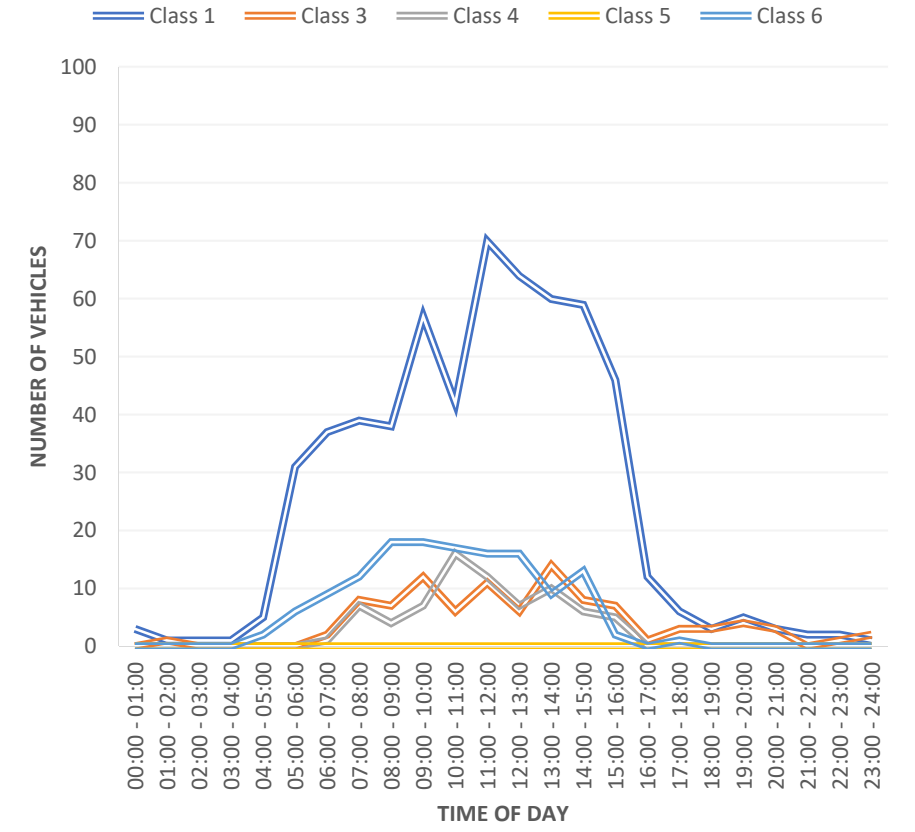
Total Vehicles



FHWA Vehicle Class

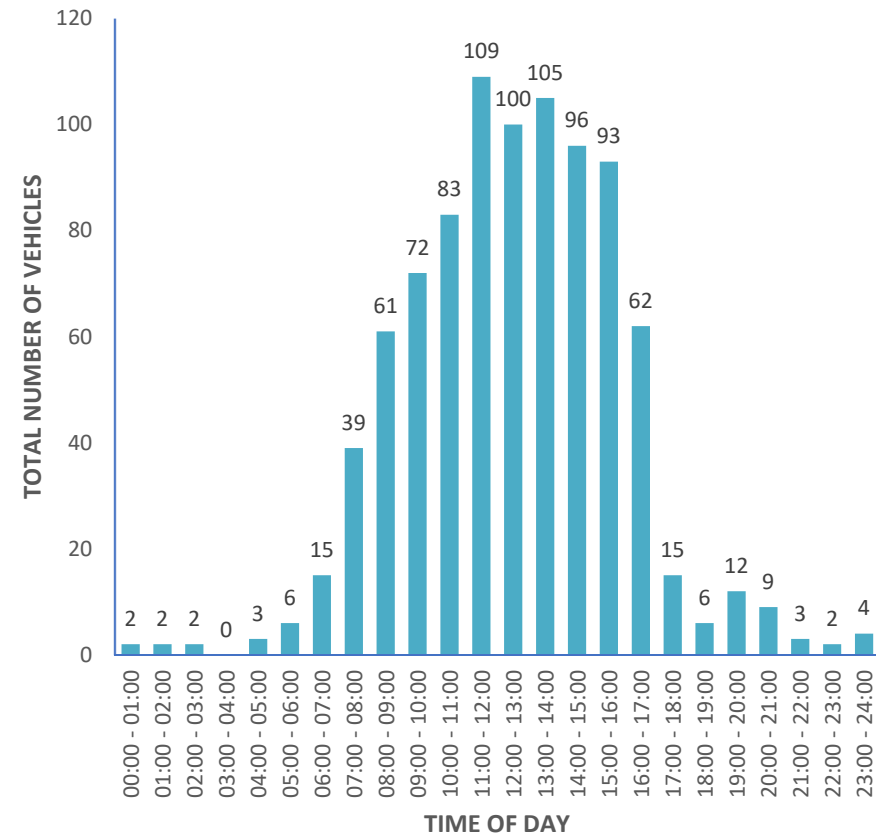


MnDOT Vehicle Class

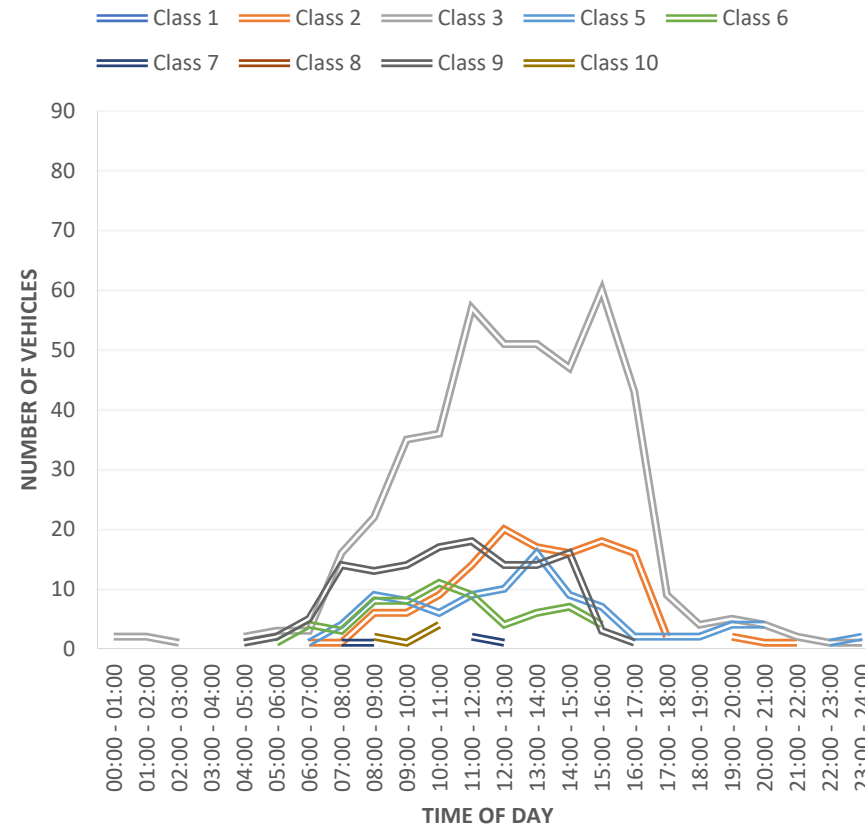


Westbound

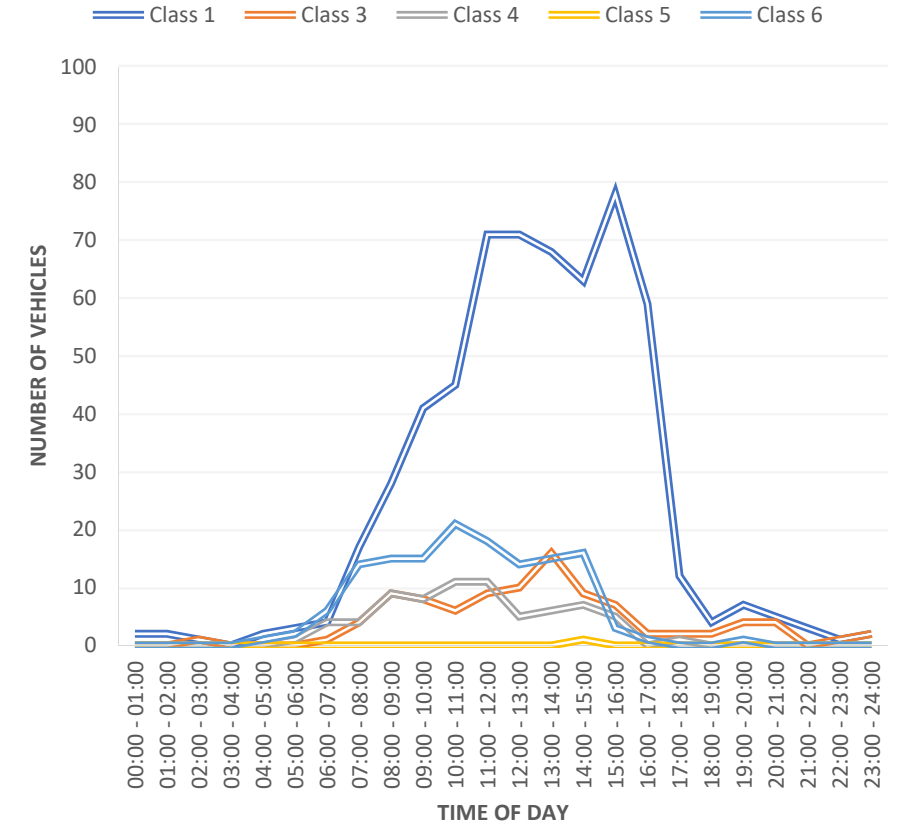
Total Vehicles



FHWA Vehicle Class



MnDOT Vehicle Class





**Appendix B**  
**Hourly Traffic Tables with**  
**FHWA & MnDOT Vehicle Classifications**  
**(8/31/2020 - 9/4/2020)**

**Table 1 Barge Channel Road – Daily Traffic Volumes (8/31/2020 – 9/4/2020)**

Day	Daily Traffic Volumes by FHWA and MnDOT Vehicle Classification (Eastbound / Westbound)													
	1	2	3	4	5	6	7	8	9	10	11	12	13	Total
8/31/20	-	126 / 128	499 / 506	-	102 / 106	90 / 83	14 / 22	1 / 2	141 / 141	16 / 10	-	-	-	989 / 998
9/01/20	-	122 / 132	448 / 448	-	96 / 102	136 / 92	12 / 55	3 / 2	177 / 171	14 / 19	-	-	-	1008 / 1021
9/02/20	1 / 1	108 / 116	442 / 442	-	91 / 92	119 / 90	25 / 52	2 / 3	178 / 174	16 / 20	-	-	-	982 / 990
9/03/20	1 / 1	102 / 127	428 / 415	-	114 / 112	122 / 77	10 / 54	0 / 3	149 / 141	12 / 21	-	-	-	938 / 951
9/04/20	1 / 1	131 / 131	456 / 457	-	99 / 97	43 / 66	32 / 6	0 / 1	129 / 133	10 / 9	-	-	-	901 / 901
<b>Daily Avg</b>	<b>1</b>	<b>245</b>	<b>908</b>		<b>202</b>	<b>184</b>	<b>56</b>	<b>3</b>	<b>307</b>	<b>29</b>				<b>1936</b>
<i>Percent (%)</i>	-	13%	47%	-	11%	10%	2%	0%	16%	1%	-	-	-	100%

Day	Cars	Bus	2 ASU	3+Axle SU	3&4 Axle Semi	5 Axle Semi	Twins	Total
8/31/20	625 / 634	-	102 / 106	104 / 105	1 / 2	157 / 151	-	989 / 998
9/01/20	570 / 580	-	96 / 102	148 / 147	3 / 2	191 / 190	-	1008 / 1021
9/02/20	551 / 559	-	91 / 92	144 / 142	2 / 3	194 / 194	-	982 / 990
9/03/20	531 / 543	-	114 / 112	132 / 131	0 / 3	161 / 162	-	938 / 951
9/04/20	588 / 589	-	99 / 97	75 / 72	0 / 1	139 / 142	-	901 / 901
<b>Daily Avg</b>	<b>1154</b>	-	<b>202</b>	<b>240</b>	<b>3</b>	<b>336</b>	-	<b>1936</b>
<i>Percent (%)</i>	60%	-	11%	12%	0%	17%	-	100%

**Table 2a Barge Channel Road – Eastbound Traffic Volumes (8/31/2020)**

Time of Day	Traffic Volumes by FHWA and MnDOT Vehicle Classification													
	1	2	3	4	5	6	7	8	9	10	11	12	13	Total
00:00 – 01:00	-	-	1	-	-	-	-	-	-	-	-	-	-	1
01:00 – 02:00	-	-	2	-	-	-	-	-	-	-	-	-	-	2
02:00 – 03:00	-	-	3	-	1	-	-	-	-	-	-	-	-	4
03:00 – 04:00	-	-	1	-	-	-	-	-	-	-	-	-	-	1
04:00 – 05:00	-	1	2	-	2	-	-	-	1	-	-	-	-	6
05:00 – 06:00	-	10	22	-	-	-	-	-	7	-	-	-	-	39
06:00 – 07:00	-	13	34	-	2	4	-	-	6	-	-	-	-	59
07:00 – 08:00	-	4	27	-	4	6	1	-	9	1	-	-	-	52
08:00 – 09:00	-	2	33	-	8	11	2	-	20	3	-	-	-	79
09:00 – 10:00	-	10	37	-	7	13	1	-	14	1	-	-	-	83
10:00 – 11:00	-	13	49	-	15	16	1	-	14	1	-	-	-	109
11:00 – 12:00	-	9	35	-	9	8	3	-	17	1	-	-	-	82
12:00 – 13:00	-	18	56	-	8	7	2	-	10	-	-	-	-	101
13:00 – 14:00	-	15	52	-	14	10	-	1	20	3	-	-	-	115
14:00 – 15:00	-	14	53	-	10	10	2	-	15	4	-	-	-	108
15:00 – 16:00	-	7	40	-	6	4	1	-	2	2	-	-	-	62
16:00 – 17:00	-	4	16	-	7	1	1	-	2	-	-	-	-	31
17:00 – 18:00	-	2	10	-	5	-	-	-	3	-	-	-	-	20
18:00 – 19:00	-	1	10	-	3	-	-	-	-	-	-	-	-	14
19:00 – 20:00	-	1	3	-	1	-	-	-	-	-	-	-	-	5
20:00 – 21:00	-	-	8	-	-	-	-	-	-	-	-	-	-	8
21:00 – 22:00	-	2	-	-	-	-	-	-	-	-	-	-	-	2
22:00 – 23:00	-	-	3	-	-	-	-	-	-	-	-	-	-	3
23:00 – 24:00	-	-	2	-	-	-	-	-	1	-	-	-	-	3
<b>Daily Total</b>	-	<b>126</b>	<b>499</b>	-	<b>102</b>	<b>90</b>	<b>14</b>	<b>1</b>	<b>141</b>	<b>16</b>	-	-	-	<b>989</b>
<i>Percent (%)</i>	-	<i>13%</i>	<i>51%</i>	-	<i>10%</i>	<i>9%</i>	<i>1%</i>	<i>0%</i>	<i>14%</i>	<i>2%</i>	-	-	-	<i>100%</i>
MnDOT Class	Cars		Bus	2 ASU	3+Axle SU	3&4 Axle Semi	5 Axle Semi	Twins					Total	
<b>Daily Total</b>	<b>625</b>		-	<b>102</b>	<b>104</b>	<b>1</b>	<b>157</b>	-					<b>989</b>	
<i>Percent (%)</i>	<i>63%</i>		-	<i>10%</i>	<i>11%</i>	<i>0%</i>	<i>16%</i>	-					<i>100%</i>	

**Table 2b Barge Channel Road – Westbound Traffic Volumes (8/31/2020)**

Time of Day	Traffic Volumes by FHWA and MnDOT Vehicle Classification													
	1	2	3	4	5	6	7	8	9	10	11	12	13	Total
00:00 – 01:00	-	-	1	-	1	-	-	-	-	-	-	-	-	2
01:00 – 02:00	-	-	2	-	-	-	-	-	-	-	-	-	-	2
02:00 – 03:00	-	-	2	-	1	-	-	-	-	-	-	-	-	3
03:00 – 04:00	-	1	-	-	-	-	-	-	-	-	-	-	-	1
04:00 – 05:00	-	-	3	-	1	-	-	-	-	-	-	-	-	4
05:00 – 06:00	-	-	3	-	1	1	-	-	2	-	-	-	-	7
06:00 – 07:00	-	2	9	-	-	3	-	-	4	1	-	-	-	19
07:00 – 08:00	-	2	13	-	6	6	1	-	13	-	-	-	-	41
08:00 – 09:00	-	1	24	-	3	10	2	-	9	1	-	-	-	50
09:00 – 10:00	-	1	34	-	12	12	5	-	15	1	-	-	-	80
10:00 – 11:00	-	9	39	-	11	13	1	-	25	1	-	-	-	99
11:00 – 12:00	-	13	39	-	12	9	4	1	13	-	-	-	-	91
12:00 – 13:00	-	20	53	-	12	7	2	-	12	1	-	-	-	107
13:00 – 14:00	-	12	51	-	4	11	1	-	24	-	-	-	-	103
14:00 – 15:00	-	18	61	-	12	3	3	-	15	5	-	-	-	117
15:00 – 16:00	-	24	68	-	7	5	2	-	8	-	-	-	-	114
16:00 – 17:00	-	16	57	-	7	1	1	1	1	-	-	-	-	84
17:00 – 18:00	-	3	11	-	7	1	-	-	-	-	-	-	-	22
18:00 – 19:00	-	2	11	-	5	1	-	-	-	-	-	-	-	19
19:00 – 20:00	-	2	7	-	3	-	-	-	-	-	-	-	-	12
20:00 – 21:00	-	2	10	-	-	-	-	-	-	-	-	-	-	12
21:00 – 22:00	-	-	3	-	-	-	-	-	-	-	-	-	-	3
22:00 – 23:00	-	-	-	-	1	-	-	-	-	-	-	-	-	1
23:00 – 24:00	-	-	5	-	-	-	-	-	-	-	-	-	-	5
<b>Daily Total</b>	-	<b>128</b>	<b>506</b>	-	<b>106</b>	<b>83</b>	<b>22</b>	<b>2</b>	<b>141</b>	<b>10</b>	-	-	-	<b>998</b>
<i>Percent (%)</i>	-	<i>13%</i>	<i>51%</i>	-	<i>11%</i>	<i>8%</i>	<i>2%</i>	<i>0%</i>	<i>14%</i>	<i>1%</i>	-	-	-	<i>100%</i>
MnDOT Class	Cars		Bus	2 ASU	3+Axle SU	3&4 Axle Semi	5 Axle Semi	Twins		Total				
<b>Daily Total</b>	<b>634</b>		-	<b>106</b>	<b>105</b>	<b>2</b>	<b>151</b>	-		<b>998</b>				
<i>Percent (%)</i>	<i>64%</i>		-	<i>11%</i>	<i>10%</i>	<i>0%</i>	<i>15%</i>	-		<i>100%</i>				

**Table 3a Barge Channel Road – Eastbound Traffic Volumes (9/1/2020)**

Time of Day	Traffic Volumes by FHWA and MnDOT Vehicle Classification													
	1	2	3	4	5	6	7	8	9	10	11	12	13	Total
00:00 – 01:00	-	-	1	-	1	-	-	-	1	-	-	-	-	3
01:00 – 02:00	-	-	2	-	1	-	-	-	-	-	-	-	-	3
02:00 – 03:00	-	-	2	-	-	-	-	-	-	-	-	-	-	2
03:00 – 04:00	-	-	1	-	-	-	-	-	-	-	-	-	-	1
04:00 – 05:00	-	2	5	-	2	-	-	-	3	-	-	-	-	12
05:00 – 06:00	-	8	26	-	-	1	-	-	7	-	-	-	-	42
06:00 – 07:00	-	11	38	-	2	8	-	-	11	-	-	-	-	70
07:00 – 08:00	-	8	33	-	5	10	-	-	12	-	-	-	-	68
08:00 – 09:00	-	8	24	-	7	13	-	-	13	2	-	-	-	67
09:00 – 10:00	-	11	48	-	10	21	2	-	20	3	-	-	-	115
10:00 – 11:00	-	14	39	-	9	17	2	2	28	1	-	-	-	112
11:00 – 12:00	-	8	37	-	12	13	2	-	19	-	-	-	-	91
12:00 – 13:00	-	11	39	-	14	15	1	1	16	1	-	-	-	98
13:00 – 14:00	-	8	40	-	8	23	-	-	19	1	-	-	-	99
14:00 – 15:00	-	13	46	-	10	9	2	-	16	3	-	-	-	99
15:00 – 16:00	-	10	33	-	4	4	2	-	9	2	-	-	-	64
16:00 – 17:00	-	7	12	-	3	-	1	-	2	1	-	-	-	26
17:00 – 18:00	-	-	5	-	3	2	-	-	-	-	-	-	-	10
18:00 – 19:00	-	-	4	-	1	-	-	-	-	-	-	-	-	5
19:00 – 20:00	-	1	4	-	1	-	-	-	-	-	-	-	-	6
20:00 – 21:00	-	1	2	-	1	-	-	-	1	-	-	-	-	5
21:00 – 22:00	-	-	2	-	1	-	-	-	-	-	-	-	-	3
22:00 – 23:00	-	1	2	-	1	-	-	-	-	-	-	-	-	4
23:00 – 24:00	-	-	3	-	-	-	-	-	-	-	-	-	-	3
<b>Daily Total</b>	-	<b>122</b>	<b>448</b>	-	<b>96</b>	<b>136</b>	<b>12</b>	<b>3</b>	<b>177</b>	<b>14</b>	-	-	-	<b>1008</b>
<i>Percent (%)</i>	-	<i>12%</i>	<i>44%</i>	-	<i>10%</i>	<i>14%</i>	<i>1%</i>	<i>0%</i>	<i>18%</i>	<i>1%</i>	-	-	-	<i>100%</i>
MnDOT Class	Cars		Bus	2 ASU	3+Axle SU	3&4 Axle Semi	5 Axle Semi	Twins			Total			
<b>Daily Total</b>	<b>570</b>		-	<b>96</b>	<b>148</b>	<b>3</b>	<b>191</b>	-			<b>1008</b>			
<i>Percent (%)</i>	<i>56%</i>		-	<i>10%</i>	<i>15%</i>	<i>0%</i>	<i>19%</i>	-			<i>100%</i>			

**Table 3b Barge Channel Road – Westbound Traffic Volumes (9/1/2020)**

Time of Day	Traffic Volumes by FHWA and MnDOT Vehicle Classification													
	1	2	3	4	5	6	7	8	9	10	11	12	13	Total
00:00 – 01:00	-	-	2	-	-	-	-	-	-	-	-	-	-	2
01:00 – 02:00	-	1	-	-	1	-	-	-	-	-	-	-	-	2
02:00 – 03:00	-	1	2	-	1	-	-	-	-	-	-	-	-	4
03:00 – 04:00	-	-	2	-	-	-	-	-	-	-	-	-	-	2
04:00 – 05:00	-	-	1	-	1	-	-	-	1	-	-	-	-	3
05:00 – 06:00	-	2	4	-	4	1	-	-	4	-	-	-	-	15
06:00 – 07:00	-	1	6	-	-	5	-	-	6	-	-	-	-	18
07:00 – 08:00	-	2	21	-	6	8	3	-	20	-	-	-	-	60
08:00 – 09:00	-	3	15	-	5	11	3	-	10	1	-	-	-	48
09:00 – 10:00	-	8	33	-	10	13	5	-	16	2	-	-	-	87
10:00 – 11:00	-	9	41	-	8	16	6	1	26	2	-	-	-	109
11:00 – 12:00	-	16	52	-	11	6	7	-	26	4	-	-	-	122
12:00 – 13:00	-	13	39	-	15	13	8	1	13	2	-	-	-	104
13:00 – 14:00	-	16	40	-	10	9	9	-	21	2	-	-	-	107
14:00 – 15:00	-	12	42	-	6	6	9	-	14	3	-	-	-	92
15:00 – 16:00	-	24	65	-	7	1	2	-	9	1	-	-	-	109
16:00 – 17:00	-	15	45	-	3	2	1	-	5	2	-	-	-	73
17:00 – 18:00	-	3	15	-	6	1	1	-	-	-	-	-	-	26
18:00 – 19:00	-	1	6	-	3	-	1	-	-	-	-	-	-	11
19:00 – 20:00	-	-	7	-	1	-	-	-	-	-	-	-	-	8
20:00 – 21:00	-	2	3	-	2	-	-	-	-	-	-	-	-	7
21:00 – 22:00	-	1	2	-	1	-	-	-	-	-	-	-	-	4
22:00 – 23:00	-	1	1	-	-	-	-	-	-	-	-	-	-	2
23:00 – 24:00	-	1	4	-	1	-	-	-	-	-	-	-	-	6
<b>Daily Total</b>	-	<b>132</b>	<b>448</b>	-	<b>102</b>	<b>92</b>	<b>55</b>	<b>2</b>	<b>171</b>	<b>19</b>	-	-	-	<b>1021</b>
<i>Percent (%)</i>	-	<i>13%</i>	<i>44%</i>	-	<i>10%</i>	<i>9%</i>	<i>5%</i>	<i>0%</i>	<i>17%</i>	<i>2%</i>	-	-	-	<i>100%</i>
MnDOT Class	Cars		Bus	2 ASU	3+Axle SU	3&4 Axle Semi	5 Axle Semi	Twins		Total				
<b>Daily Total</b>	<b>580</b>		-	<b>102</b>	<b>147</b>	<b>2</b>	<b>190</b>	-		<b>1021</b>				
<i>Percent (%)</i>	<i>57%</i>		-	<i>10%</i>	<i>14%</i>	<i>0%</i>	<i>19%</i>	-		<i>100%</i>				

**Table 4a Barge Channel Road – Eastbound Traffic Volumes (9/2/2020)**

Time of Day	Traffic Volumes by FHWA and MnDOT Vehicle Classification													
	1	2	3	4	5	6	7	8	9	10	11	12	13	Total
00:00 – 01:00	-	-	3	-	1	-	-	-	-	-	-	-	-	4
01:00 – 02:00	-	-	1	-	1	-	-	-	-	-	-	-	-	2
02:00 – 03:00	-	-	1	-	-	-	-	-	-	-	-	-	-	1
03:00 – 04:00	-	-	-	-	-	-	-	-	-	-	-	-	-	-
04:00 – 05:00	-	1	5	-	-	-	-	-	3	-	-	-	-	9
05:00 – 06:00	-	10	32	-	2	-	-	-	4	-	-	-	-	48
06:00 – 07:00	-	7	32	-	2	7	-	-	17	-	-	-	-	65
07:00 – 08:00	-	9	30	-	6	4	1	-	15	-	-	-	-	65
08:00 – 09:00	-	5	20	-	11	20	2	1	22	-	-	-	-	81
09:00 – 10:00	-	7	33	-	13	11	2	-	21	1	-	-	-	88
10:00 – 11:00	-	6	34	-	6	21	1	-	19	1	-	-	-	88
11:00 – 12:00	-	11	38	-	7	11	4	-	18	4	-	-	-	93
12:00 – 13:00	-	13	46	-	12	18	3	1	18	1	-	-	-	112
13:00 – 14:00	-	15	45	-	5	15	4	-	19	4	-	-	-	107
14:00 – 15:00	-	8	44	-	11	7	5	-	12	4	-	-	-	91
15:00 – 16:00	-	7	42	-	4	4	1	-	6	1	-	-	-	65
16:00 – 17:00	1	4	12	-	2	1	-	-	4	-	-	-	-	23
17:00 – 18:00	-	1	5	-	2	-	1	-	-	-	-	-	-	9
18:00 – 19:00	-	-	8	-	2	-	1	-	-	-	-	-	-	12
19:00 – 20:00	-	1	2	-	-	-	-	-	-	-	-	-	-	3
20:00 – 21:00	-	2	3	-	-	-	-	-	-	-	-	-	-	5
21:00 – 22:00	-	-	2	-	2	-	-	-	-	-	-	-	-	4
22:00 – 23:00	-	1	1	-	1	-	-	-	-	-	-	-	-	3
23:00 – 24:00	-	-	3	-	1	-	-	-	-	-	-	-	-	4
<b>Daily Total</b>	<b>1</b>	<b>108</b>	<b>442</b>	<b>-</b>	<b>91</b>	<b>119</b>	<b>25</b>	<b>2</b>	<b>178</b>	<b>16</b>	<b>-</b>	<b>-</b>	<b>-</b>	<b>982</b>
<i>Percent (%)</i>	0%	11%	45%	-	9%	12%	3%	0%	18%	2%	-	-	-	100%
MnDOT Class	Cars		Bus	2 ASU	3+Axle SU	3&4 Axle Semi	5 Axle Semi	Twins		Total				
<b>Daily Total</b>	<b>551</b>		<b>-</b>	<b>91</b>	<b>144</b>	<b>2</b>	<b>194</b>	<b>-</b>		<b>982</b>				
<i>Percent (%)</i>	56%		-	9%	15%	0%	20%	-		100%				

**Table 4b Barge Channel Road – Westbound Traffic Volumes (9/2/2020)**

Time of Day	Traffic Volumes by FHWA and MnDOT Vehicle Classification													
	1	2	3	4	5	6	7	8	9	10	11	12	13	Total
00:00 – 01:00	-	-	4	-	-	-	-	-	-	-	-	-	-	4
01:00 – 02:00	-	1	1	-	1	-	-	-	-	-	-	-	-	3
02:00 – 03:00	-	-	-	-	1	-	-	-	-	-	-	-	-	1
03:00 – 04:00	-	-	-	-	-	-	-	-	-	-	-	-	-	-
04:00 – 05:00	-	-	-	-	-	-	-	-	-	-	-	-	-	-
05:00 – 06:00	-	1	5	-	2	3	-	-	1	-	-	-	-	12
06:00 – 07:00	1	1	4	-	-	3	-	-	6	-	-	-	-	15
07:00 – 08:00	-	2	14	-	4	6	5	-	17	1	-	-	-	49
08:00 – 09:00	-	3	20	-	5	14	6	-	25	-	-	-	-	73
09:00 – 10:00	-	5	22	-	10	10	5	-	15	2	-	-	-	69
10:00 – 11:00	-	5	38	-	11	12	5	-	21	3	-	-	-	95
11:00 – 12:00	-	9	44	-	6	10	9	-	26	3	-	-	-	107
12:00 – 13:00	-	17	46	-	9	13	4	1	16	2	-	-	-	108
13:00 – 14:00	-	13	45	-	11	11	7	1	21	3	-	-	-	112
14:00 – 15:00	-	16	45	-	10	2	7	1	14	3	-	-	-	98
15:00 – 16:00	-	17	58	-	6	3	3	-	7	3	-	-	-	97
16:00 – 17:00	-	16	52	-	6	1	-	-	3	-	-	-	-	78
17:00 – 18:00	-	3	17	-	4	1	-	-	2	-	-	-	-	27
18:00 – 19:00	-	6	10	-	1	-	1	-	-	-	-	-	-	18
19:00 – 20:00	-	1	1	-	1	1	-	-	-	-	-	-	-	4
20:00 – 21:00	-	-	6	-	-	-	-	-	-	-	-	-	-	6
21:00 – 22:00	-	-	3	-	1	-	-	-	-	-	-	-	-	4
22:00 – 23:00	-	-	3	-	2	-	-	-	-	-	-	-	-	5
23:00 – 24:00	-	-	4	-	1	-	-	-	-	-	-	-	-	5
<b>Daily Total</b>	<b>1</b>	<b>116</b>	<b>442</b>	<b>-</b>	<b>92</b>	<b>90</b>	<b>52</b>	<b>3</b>	<b>174</b>	<b>20</b>	<b>-</b>	<b>-</b>	<b>-</b>	<b>990</b>
<i>Percent (%)</i>	0%	12%	45%	-	9%	9%	5%	0%	18%	2%	-	-	-	100%
MnDOT Class	Cars		Bus	2 ASU	3+Axle SU	3&4 Axle Semi	5 Axle Semi	Twins		Total				
<b>Daily Total</b>	<b>559</b>		<b>-</b>	<b>92</b>	<b>142</b>	<b>3</b>	<b>194</b>	<b>-</b>		<b>990</b>				
<i>Percent (%)</i>	57%		-	9%	14%	0%	20%	-		100%				



**Table 5a Barge Channel Road – Eastbound Traffic Volumes (9/3/2020)**

Time of Day	Traffic Volumes by FHWA and MnDOT Vehicle Classification													
	1	2	3	4	5	6	7	8	9	10	11	12	13	Total
00:00 – 01:00	-	-	-	-	1	-	-	-	-	-	-	-	-	1
01:00 – 02:00	-	-	3	-	1	-	-	-	-	-	-	-	-	4
02:00 – 03:00	-	-	4	-	1	-	-	-	-	-	-	-	-	5
03:00 – 04:00	-	1	-	-	-	-	-	-	1	-	-	-	-	2
04:00 – 05:00	-	-	6	-	1	-	-	-	3	-	-	-	-	10
05:00 – 06:00	-	10	26	-	5	1	-	-	6	-	-	-	-	48
06:00 – 07:00	-	7	36	-	2	8	-	-	13	-	-	-	-	66
07:00 – 08:00	-	4	36	-	5	11	2	-	14	1	-	-	-	73
08:00 – 09:00	-	4	22	-	6	7	4	-	20	3	-	-	-	66
09:00 – 10:00	-	10	33	-	10	19	-	-	17	3	-	-	-	92
10:00 – 11:00	-	13	38	-	14	12	1	-	14	-	-	-	-	92
11:00 – 12:00	-	17	43	-	13	13	-	-	17	-	-	-	-	103
12:00 – 13:00	-	5	35	-	17	8	-	-	13	1	-	-	-	79
13:00 – 14:00	-	10	42	-	12	16	1	-	10	3	-	-	-	94
14:00 – 15:00	-	13	45	-	5	14	1	-	8	1	-	-	-	87
15:00 – 16:00	-	7	31	-	9	11	-	-	11	-	-	-	-	69
16:00 – 17:00	-	-	13	-	1	1	1	-	-	-	-	-	-	16
17:00 – 18:00	-	-	2	-	1	1	-	-	-	-	-	-	-	4
18:00 – 19:00	-	-	2	-	3	-	-	-	2	-	-	-	-	7
19:00 – 20:00	-	-	5	-	1	-	-	-	-	-	-	-	-	6
20:00 – 21:00	-	-	3	-	1	-	-	-	-	-	-	-	-	4
21:00 – 22:00	1	-	1	-	2	-	-	-	-	-	-	-	-	4
22:00 – 23:00	-	1	2	-	2	-	-	-	-	-	-	-	-	5
23:00 – 24:00	-	-	-	-	1	-	-	-	-	-	-	-	-	1
<b>Daily Total</b>	<b>1</b>	<b>102</b>	<b>428</b>	<b>-</b>	<b>114</b>	<b>122</b>	<b>10</b>	<b>-</b>	<b>149</b>	<b>12</b>	<b>-</b>	<b>-</b>	<b>-</b>	<b>938</b>
<i>Percent (%)</i>	0%	11%	46%	-	12%	13%	1%	-	16%	1%	-	-	-	100%
MnDOT Class	Cars		Bus	2 ASU	3+Axle SU	3&4 Axle Semi	5 Axle Semi	Twins			Total			
<b>Daily Total</b>	<b>531</b>		-	<b>114</b>	<b>132</b>	-	<b>161</b>	-			<b>938</b>			
<i>Percent (%)</i>	57%		-	12%	14%	-	17%	-			100%			

**Table 5b Barge Channel Road – Westbound Traffic Volumes (9/3/2020)**

Time of Day	Traffic Volumes by FHWA and MnDOT Vehicle Classification													
	1	2	3	4	5	6	7	8	9	10	11	12	13	Total
00:00 – 01:00	-	-	1	-	-	-	-	-	-	-	-	-	-	1
01:00 – 02:00	-	-	1	-	1	-	-	-	-	-	-	-	-	2
02:00 – 03:00	-	-	5	-	1	-	-	-	-	-	-	-	-	6
03:00 – 04:00	-	-	2	-	2	-	-	-	1	-	-	-	-	5
04:00 – 05:00	-	-	1	-	-	-	-	-	-	-	-	-	-	1
05:00 – 06:00	-	-	3	-	5	3	-	-	1	-	-	-	-	12
06:00 – 07:00	-	1	8	-	2	5	-	-	10	-	-	-	-	26
07:00 – 08:00	-	5	13	-	5	9	7	-	17	-	-	-	-	56
08:00 – 09:00	-	3	16	-	3	8	3	-	16	4	-	-	-	53
09:00 – 10:00	-	7	24	-	7	10	2	-	16	3	-	-	-	69
10:00 – 11:00	-	10	38	-	11	10	5	-	16	3	-	-	-	93
11:00 – 12:00	-	15	39	-	14	12	6	-	18	2	-	-	-	106
12:00 – 13:00	-	17	50	-	15	3	2	1	14	1	-	-	-	103
13:00 – 14:00	-	9	39	-	12	9	4	-	10	3	-	-	-	86
14:00 – 15:00	-	16	47	-	7	2	11	-	7	4	-	-	-	94
15:00 – 16:00	-	22	64	-	9	3	12	1	11	1	-	-	-	123
16:00 – 17:00	-	16	40	-	6	-	2	1	4	-	-	-	-	69
17:00 – 18:00	-	2	6	-	3	2	-	-	-	-	-	-	-	13
18:00 – 19:00	-	-	5	-	3	1	-	-	-	-	-	-	-	9
19:00 – 20:00	-	1	4	-	-	-	-	-	-	-	-	-	-	5
20:00 – 21:00	-	1	5	-	-	-	-	-	-	-	-	-	-	6
21:00 – 22:00	-	-	2	-	2	-	-	-	-	-	-	-	-	4
22:00 – 23:00	1	1	1	-	2	-	-	-	-	-	-	-	-	5
23:00 – 24:00	-	1	1	-	2	-	-	-	-	-	-	-	-	4
<b>Daily Total</b>	<b>1</b>	<b>127</b>	<b>415</b>	<b>-</b>	<b>112</b>	<b>77</b>	<b>54</b>	<b>3</b>	<b>141</b>	<b>21</b>	<b>-</b>	<b>-</b>	<b>-</b>	<b>951</b>
<i>Percent (%)</i>	0%	13%	44%	-	12%	8%	6%	0%	15%	2%	-	-	-	100%
MnDOT Class	Cars		Bus	2 ASU	3+Axle SU	3&4 Axle Semi	5 Axle Semi	Twins		Total				
<b>Daily Total</b>	<b>543</b>		<b>-</b>	<b>112</b>	<b>131</b>	<b>3</b>	<b>162</b>	<b>-</b>		<b>951</b>				
<i>Percent (%)</i>	57%		-	12%	14%	0%	17%	-		100%				

**Table 6a Barge Channel Road – Eastbound Traffic Volumes (9/4/2020)**

Time of Day	Traffic Volumes by FHWA and MnDOT Vehicle Classification													
	1	2	3	4	5	6	7	8	9	10	11	12	13	Total
00:00 – 01:00	-	1	2	-	-	-	-	-	-	-	-	-	-	3
01:00 – 02:00	-	-	1	-	1	-	-	-	-	-	-	-	-	2
02:00 – 03:00	-	-	1	-	-	-	-	-	-	-	-	-	-	1
03:00 – 04:00	-	1	-	-	-	-	-	-	-	-	-	-	-	1
04:00 – 05:00	-	1	4	-	-	-	-	-	2	-	-	-	-	7
05:00 – 06:00	-	7	24	-	-	-	-	-	6	-	-	-	-	37
06:00 – 07:00	-	8	29	-	2	-	1	-	9	-	-	-	-	49
07:00 – 08:00	-	8	31	-	8	7	-	-	12	-	-	-	-	66
08:00 – 09:00	-	7	31	-	7	4	-	-	18	-	-	-	-	67
09:00 – 10:00	-	11	46	-	12	6	1	-	16	2	-	-	-	94
10:00 – 11:00	-	9	33	-	6	10	6	-	13	4	-	-	-	81
11:00 – 12:00	-	18	52	-	11	6	6	-	16	-	-	-	-	109
12:00 – 13:00	-	16	48	-	6	3	4	-	14	2	-	-	-	93
13:00 – 14:00	-	16	44	-	14	3	7	-	9	-	-	-	-	93
14:00 – 15:00	-	14	45	-	8	2	4	-	11	2	-	-	-	86
15:00 – 16:00	-	10	36	-	7	2	3	-	2	-	-	-	-	60
16:00 – 17:00	-	2	10	-	1	-	-	-	-	-	-	-	-	13
17:00 – 18:00	1	-	5	-	3	-	-	-	1	-	-	-	-	10
18:00 – 19:00	-	-	3	-	3	-	-	-	-	-	-	-	-	6
19:00 – 20:00	-	-	5	-	4	-	-	-	-	-	-	-	-	9
20:00 – 21:00	-	1	2	-	3	-	-	-	-	-	-	-	-	6
21:00 – 22:00	-	-	2	-	-	-	-	-	-	-	-	-	-	2
22:00 – 23:00	-	1	1	-	1	-	-	-	-	-	-	-	-	3
23:00 – 24:00	-	-	1	-	2	-	-	-	-	-	-	-	-	3
<b>Daily Total</b>	<b>1</b>	<b>131</b>	<b>456</b>	<b>-</b>	<b>99</b>	<b>43</b>	<b>32</b>	<b>-</b>	<b>129</b>	<b>10</b>	<b>-</b>	<b>-</b>	<b>-</b>	<b>901</b>
<i>Percent (%)</i>	<i>0%</i>	<i>14%</i>	<i>51%</i>	<i>-</i>	<i>11%</i>	<i>5%</i>	<i>4%</i>	<i>-</i>	<i>14%</i>	<i>1%</i>	<i>-</i>	<i>-</i>	<i>-</i>	<i>100%</i>
MnDOT Class	Cars		Bus	2 ASU	3+Axle SU	3&4 Axle Semi	5 Axle Semi	Twins		Total				
<b>Daily Total</b>	<b>588</b>		<b>-</b>	<b>99</b>	<b>75</b>	<b>-</b>	<b>139</b>	<b>-</b>		<b>901</b>				
<i>Percent (%)</i>	<i>65%</i>		<i>-</i>	<i>11%</i>	<i>9%</i>	<i>-</i>	<i>15%</i>	<i>-</i>		<i>100%</i>				

**Table 6b Barge Channel Road – Westbound Vehicle Traffic (9/4/2020)**

Time of Day	Traffic Volumes by FHWA and MnDOT Vehicle Classification													
	1	2	3	4	5	6	7	8	9	10	11	12	13	Total
00:00 – 01:00	-	-	2	-	-	-	-	-	-	-	-	-	-	2
01:00 – 02:00	-	-	2	-	-	-	-	-	-	-	-	-	-	2
02:00 – 03:00	-	-	1	-	1	-	-	-	-	-	-	-	-	2
03:00 – 04:00	-	-	-	-	-	-	-	-	-	-	-	-	-	0
04:00 – 05:00	-	-	2	-	-	-	-	-	1	-	-	-	-	3
05:00 – 06:00	-	-	3	-	-	1	-	-	2	-	-	-	-	6
06:00 – 07:00	-	1	3	-	1	4	-	-	5	1	-	-	-	15
07:00 – 08:00	-	1	16	-	4	3	1	-	14	-	-	-	-	39
08:00 – 09:00	-	6	22	-	9	8	1	-	13	2	-	-	-	61
09:00 – 10:00	-	6	35	-	8	8	-	-	14	1	-	-	-	72
10:00 – 11:00	-	9	36	-	6	11	-	-	17	4	-	-	-	83
11:00 – 12:00	-	14	57	-	9	9	2	-	18	-	-	-	-	109
12:00 – 13:00	-	20	51	-	10	4	1	-	14	-	-	-	-	100
13:00 – 14:00	-	17	51	-	16	6	-	-	14	1	-	-	-	105
14:00 – 15:00	-	16	47	-	9	7	-	1	16	-	-	-	-	96
15:00 – 16:00	-	18	60	-	7	4	1	-	3	-	-	-	-	93
16:00 – 17:00	-	16	43	-	2	-	-	-	1	-	-	-	-	62
17:00 – 18:00	1	2	9	-	2	1	-	-	-	-	-	-	-	15
18:00 – 19:00	-	-	4	-	2	-	-	-	-	-	-	-	-	6
19:00 – 20:00	-	2	5	-	4	-	-	-	1	-	-	-	-	12
20:00 – 21:00	-	1	4	-	4	-	-	-	-	-	-	-	-	9
21:00 – 22:00	-	1	2	-	-	-	-	-	-	-	-	-	-	3
22:00 – 23:00	-	-	1	-	1	-	-	-	-	-	-	-	-	2
23:00 – 24:00	-	1	1	-	2	-	-	-	-	-	-	-	-	4
<b>Daily Total</b>	<b>1</b>	<b>131</b>	<b>457</b>	<b>-</b>	<b>97</b>	<b>66</b>	<b>6</b>	<b>1</b>	<b>133</b>	<b>9</b>	<b>-</b>	<b>-</b>	<b>-</b>	<b>901</b>
<i>Percent (%)</i>	<i>0%</i>	<i>15%</i>	<i>51%</i>	<i>-</i>	<i>11%</i>	<i>7%</i>	<i>1%</i>	<i>0%</i>	<i>15%</i>	<i>1%</i>	<i>-</i>	<i>-</i>	<i>-</i>	<i>100%</i>
MnDOT Class	Cars		Bus	2 ASU	3+Axle SU	3&4 Axle Semi	5 Axle Semi	Twins		Total				
<b>Daily Total</b>	<b>589</b>		<b>-</b>	<b>97</b>	<b>72</b>	<b>1</b>	<b>142</b>	<b>-</b>		<b>901</b>				
<i>Percent (%)</i>	<i>65%</i>		<i>-</i>	<i>11%</i>	<i>8%</i>	<i>0%</i>	<i>16%</i>	<i>-</i>		<i>100%</i>				

**Appendix C**  
**Traffic Count Data Sheets**  
**(8/31/2020 – 9/4/2020)**

**LOCATION:** Witham Ave/Barge Channel Rd between Robie St and rail road crossing

**QC JOB #:** 15268501

**SPECIFIC LOCATION:**

**DIRECTION:** EB

**CITY/STATE:** St. Paul, MN

**DATE:** Aug 31 2020

Start Time	Motorcycles	Cars & Trailer	2 Axle Long	Buses	2 Axle 6 Tire	3 Axle Single	4 Axle Single	<5 Axle Double	5 Axle Double	>6 Axle Double	<6 Axle Multi	6 Axle Multi	>6 Axle Multi	Not Classified	Total
12:00 AM	0	0	0	0	0	0	0	0	0	0	0	0	0		0
12:15 AM	0	0	0	0	0	0	0	0	0	0	0	0	0		0
12:30 AM	0	0	0	0	0	0	0	0	0	0	0	0	0		0
12:45 AM	0	0	1	0	0	0	0	0	0	0	0	0	0		1
01:00 AM	0	0	1	0	0	0	0	0	0	0	0	0	0		1
01:15 AM	0	0	0	0	0	0	0	0	0	0	0	0	0		0
01:30 AM	0	0	0	0	0	0	0	0	0	0	0	0	0		0
01:45 AM	0	0	1	0	0	0	0	0	0	0	0	0	0		1
02:00 AM	0	0	0	0	0	0	0	0	0	0	0	0	0		0
02:15 AM	0	0	2	0	1	0	0	0	0	0	0	0	0		3
02:30 AM	0	0	0	0	0	0	0	0	0	0	0	0	0		0
02:45 AM	0	0	1	0	0	0	0	0	0	0	0	0	0		1
03:00 AM	0	0	0	0	0	0	0	0	0	0	0	0	0		0
03:15 AM	0	0	1	0	0	0	0	0	0	0	0	0	0		1
03:30 AM	0	0	0	0	0	0	0	0	0	0	0	0	0		0
03:45 AM	0	0	0	0	0	0	0	0	0	0	0	0	0		0
04:00 AM	0	1	1	0	0	0	0	0	0	0	0	0	0		2
04:15 AM	0	0	0	0	1	0	0	0	0	0	0	0	0		1
04:30 AM	0	0	1	0	0	0	0	0	1	0	0	0	0		2
04:45 AM	0	0	0	0	1	0	0	0	0	0	0	0	0		1
05:00 AM	0	0	2	0	0	0	0	0	0	0	0	0	0		2
05:15 AM	0	0	1	0	0	0	0	0	2	0	0	0	0		3
05:30 AM	0	4	8	0	0	0	0	0	4	0	0	0	0		16
05:45 AM	0	6	11	0	0	0	0	0	1	0	0	0	0		18
Day Total Percent															
ADT 989															
AM Peak 15-min Vol															
PM Peak 15-min Vol															

*Comments:*

Type of report: Tube Count - Vehicle Classification Data

**LOCATION:** Witham Ave/Barge Channel Rd between Robie St and rail road crossing

**QC JOB #:** 15268501

**SPECIFIC LOCATION:**

**DIRECTION:** EB

**CITY/STATE:** St. Paul, MN

**DATE:** Aug 31 2020

Start Time	Motorcycles	Cars & Trailer	2 Axle Long	Buses	2 Axle 6 Tire	3 Axle Single	4 Axle Single	<5 Axle Double	5 Axle Double	>6 Axle Double	<6 Axle Multi	6 Axle Multi	>6 Axle Multi	Not Classified	Total
06:00 AM	0	3	9	0	0	1	0	0	2	0	0	0	0		15
06:15 AM	0	2	7	0	0	0	0	0	1	0	0	0	0		10
06:30 AM	0	4	12	0	0	0	0	0	2	0	0	0	0		18
06:45 AM	0	4	6	0	2	3	0	0	1	0	0	0	0		16
07:00 AM	0	0	8	0	0	0	0	0	3	0	0	0	0		11
07:15 AM	0	0	3	0	0	2	0	0	0	0	0	0	0		5
07:30 AM	0	2	14	0	3	2	0	0	5	1	0	0	0		27
07:45 AM	0	2	2	0	1	2	1	0	1	0	0	0	0		9
08:00 AM	0	1	10	0	2	1	2	0	6	1	0	0	0		23
08:15 AM	0	0	5	0	2	1	0	0	2	0	0	0	0		10
08:30 AM	0	1	9	0	3	4	0	0	7	1	0	0	0		25
08:45 AM	0	0	9	0	1	5	0	0	5	1	0	0	0		21
09:00 AM	0	1	10	0	0	3	0	0	4	0	0	0	0		18
09:15 AM	0	4	8	0	0	5	0	0	1	0	0	0	0		18
09:30 AM	0	2	12	0	6	4	1	0	3	0	0	0	0		28
09:45 AM	0	3	7	0	1	1	0	0	6	1	0	0	0		19
10:00 AM	0	3	12	0	4	1	0	0	3	1	0	0	0		24
10:15 AM	0	5	17	0	5	5	0	0	5	0	0	0	0		37
10:30 AM	0	2	9	0	6	6	1	0	4	0	0	0	0		28
10:45 AM	0	3	11	0	0	4	0	0	2	0	0	0	0		20
11:00 AM	0	1	9	0	0	1	0	0	2	0	0	0	0		13
11:15 AM	0	1	3	0	1	2	2	0	8	0	0	0	0		17
11:30 AM	0	5	13	0	6	2	1	0	1	0	0	0	0		28
11:45 AM	0	2	10	0	2	3	0	0	6	1	0	0	0		24
Day Total Percent															
ADT 989															
AM Peak 15-min Vol															
PM Peak 15-min Vol															

*Comments:*

**LOCATION:** Witham Ave/Barge Channel Rd between Robie St and rail road crossing

**QC JOB #:** 15268501

**SPECIFIC LOCATION:**

**DIRECTION:** EB

**CITY/STATE:** St. Paul, MN

**DATE:** Aug 31 2020

Start Time	Motorcycles	Cars & Trailer	2 Axle Long	Buses	2 Axle 6 Tire	3 Axle Single	4 Axle Single	<5 Axle Double	5 Axle Double	>6 Axle Double	<6 Axle Multi	6 Axle Multi	>6 Axle Multi	Not Classified	Total
12:00 PM	0	5	17	0	3	2	0	0	2	0	0	0	0		29
12:15 PM	0	6	12	0	2	0	0	0	3	0	0	0	0		23
12:30 PM	0	4	12	0	3	3	2	0	1	0	0	0	0		25
12:45 PM	0	3	15	0	0	2	0	0	4	0	0	0	0		24
01:00 PM	0	4	11	0	4	3	0	0	6	0	0	0	0		28
01:15 PM	0	4	13	0	4	2	0	1	6	2	0	0	0		32
01:30 PM	0	5	16	0	2	3	0	0	6	0	0	0	0		32
01:45 PM	0	2	12	0	4	2	0	0	2	1	0	0	0		23
02:00 PM	0	3	16	0	2	3	1	0	1	3	0	0	0		29
02:15 PM	0	6	16	0	3	3	1	0	4	1	0	0	0		34
02:30 PM	0	1	8	0	3	3	0	0	9	0	0	0	0		24
02:45 PM	0	4	13	0	2	1	0	0	1	0	0	0	0		21
03:00 PM	0	2	10	0	1	0	0	0	1	1	0	0	0		15
03:15 PM	0	0	9	0	2	1	0	0	1	1	0	0	0		14
03:30 PM	0	2	13	0	2	3	1	0	0	0	0	0	0		21
03:45 PM	0	3	8	0	1	0	0	0	0	0	0	0	0		12
04:00 PM	0	2	7	0	2	0	1	0	0	0	0	0	0		12
04:15 PM	0	0	6	0	1	0	0	0	2	0	0	0	0		9
04:30 PM	0	0	3	0	2	1	0	0	0	0	0	0	0		6
04:45 PM	0	2	0	0	2	0	0	0	0	0	0	0	0		4
05:00 PM	0	0	3	0	0	0	0	0	1	0	0	0	0		4
05:15 PM	0	0	3	0	1	0	0	0	0	0	0	0	0		4
05:30 PM	0	2	2	0	3	0	0	0	2	0	0	0	0		9
05:45 PM	0	0	2	0	1	0	0	0	0	0	0	0	0		3
Day Total															
Percent															
ADT															
989															
AM Peak															
15-min Vol															
PM Peak															
15-min Vol															

**Comments:**



**LOCATION:** Witham Ave/Barge Channel Rd between Robie St and rail road crossing **QC JOB #:** 15268501  
**SPECIFIC LOCATION:** **DIRECTION:** EB  
**CITY/STATE:** St. Paul, MN **DATE:** Aug 31 2020

Start Time	Motorcycles	Cars & Trailer	2 Axle Long	Buses	2 Axle 6 Tire	3 Axle Single	4 Axle Single	<5 Axle Double	5 Axle Double	>6 Axle Double	<6 Axle Multi	6 Axle Multi	>6 Axle Multi	Not Classified	Total
06:00 PM	0	0	2	0	1	0	0	0	0	0	0	0	0		3
06:15 PM	0	0	3	0	0	0	0	0	0	0	0	0	0		3
06:30 PM	0	0	5	0	1	0	0	0	0	0	0	0	0		6
06:45 PM	0	1	0	0	1	0	0	0	0	0	0	0	0		2
07:00 PM	0	0	0	0	1	0	0	0	0	0	0	0	0		1
07:15 PM	0	1	0	0	0	0	0	0	0	0	0	0	0		1
07:30 PM	0	0	2	0	0	0	0	0	0	0	0	0	0		2
07:45 PM	0	0	1	0	0	0	0	0	0	0	0	0	0		1
08:00 PM	0	0	2	0	0	0	0	0	0	0	0	0	0		2
08:15 PM	0	0	2	0	0	0	0	0	0	0	0	0	0		2
08:30 PM	0	0	1	0	0	0	0	0	0	0	0	0	0		1
08:45 PM	0	0	3	0	0	0	0	0	0	0	0	0	0		3
09:00 PM	0	1	0	0	0	0	0	0	0	0	0	0	0		1
09:15 PM	0	1	0	0	0	0	0	0	0	0	0	0	0		1
09:30 PM	0	0	0	0	0	0	0	0	0	0	0	0	0		0
09:45 PM	0	0	0	0	0	0	0	0	0	0	0	0	0		0
10:00 PM	0	0	0	0	0	0	0	0	0	0	0	0	0		0
10:15 PM	0	0	0	0	0	0	0	0	0	0	0	0	0		0
10:30 PM	0	0	2	0	0	0	0	0	0	0	0	0	0		2
10:45 PM	0	0	1	0	0	0	0	0	0	0	0	0	0		1
11:00 PM	0	0	0	0	0	0	0	0	0	0	0	0	0		0
11:15 PM	0	0	1	0	0	0	0	0	0	0	0	0	0		1
11:30 PM	0	0	1	0	0	0	0	0	0	0	0	0	0		1
11:45 PM	0	0	0	0	0	0	0	0	1	0	0	0	0		1
<b>Day Total</b>	0	126	499	0	102	90	14	1	141	16	0	0	0		989
<b>Percent</b>	0%	12.7%	50.5%	0%	10.3%	9.1%	1.4%	0.1%	14.3%	1.6%	0%	0%	0%		
<b>ADT</b> 989															
<b>AM Peak</b> 15-min Vol	12:00 AM	5:45 AM	10:15 AM	12:00 AM	9:30 AM	10:30 AM	8:00 AM	12:00 AM	11:15 AM	7:30 AM	12:00 AM	12:00 AM	12:00 AM		10:15 AM
	0	6	17	0	6	6	2	0	8	1	0	0	0		37
<b>PM Peak</b> 15-min Vol	12:00 PM	12:15 PM	12:00 PM	12:00 PM	1:00 PM	12:30 PM	12:30 PM	1:15 PM	2:30 PM	2:00 PM	12:00 PM	12:00 PM	12:00 PM		2:15 PM
	0	6	17	0	4	3	2	1	9	3	0	0	0		34

Comments:

**LOCATION:** Witham Ave/Barge Channel Rd between Robie St and rail road crossing

**QC JOB #:** 15268501

**SPECIFIC LOCATION:**

**DIRECTION:** EB

**CITY/STATE:** St. Paul, MN

**DATE:** Sep 1 2020

Start Time	Motorcycles	Cars & Trailer	2 Axle Long	Buses	2 Axle 6 Tire	3 Axle Single	4 Axle Single	<5 Axle Double	5 Axle Double	>6 Axle Double	<6 Axle Multi	6 Axle Multi	>6 Axle Multi	Not Classified	Total
12:00 AM	0	0	0	0	0	0	0	0	0	0	0	0	0	0	0
12:15 AM	0	0	0	0	0	0	0	0	1	0	0	0	0	0	1
12:30 AM	0	0	1	0	1	0	0	0	0	0	0	0	0	0	2
12:45 AM	0	0	0	0	0	0	0	0	0	0	0	0	0	0	0
01:00 AM	0	0	1	0	0	0	0	0	0	0	0	0	0	0	1
01:15 AM	0	0	0	0	0	0	0	0	0	0	0	0	0	0	0
01:30 AM	0	0	0	0	0	0	0	0	0	0	0	0	0	0	0
01:45 AM	0	0	1	0	1	0	0	0	0	0	0	0	0	0	2
02:00 AM	0	0	1	0	0	0	0	0	0	0	0	0	0	0	1
02:15 AM	0	0	1	0	0	0	0	0	0	0	0	0	0	0	1
02:30 AM	0	0	0	0	0	0	0	0	0	0	0	0	0	0	0
02:45 AM	0	0	0	0	0	0	0	0	0	0	0	0	0	0	0
03:00 AM	0	0	1	0	0	0	0	0	0	0	0	0	0	0	1
03:15 AM	0	0	0	0	0	0	0	0	0	0	0	0	0	0	0
03:30 AM	0	0	0	0	0	0	0	0	0	0	0	0	0	0	0
03:45 AM	0	0	0	0	0	0	0	0	0	0	0	0	0	0	0
04:00 AM	0	1	0	0	0	0	0	0	0	0	0	0	0	0	1
04:15 AM	0	0	1	0	1	0	0	0	2	0	0	0	0	0	4
04:30 AM	0	0	2	0	0	0	0	0	0	0	0	0	0	0	2
04:45 AM	0	1	2	0	1	0	0	0	1	0	0	0	0	0	5
05:00 AM	0	1	0	0	0	0	0	0	2	0	0	0	0	0	3
05:15 AM	0	0	3	0	0	1	0	0	2	0	0	0	0	0	6
05:30 AM	0	1	7	0	0	0	0	0	1	0	0	0	0	0	9
05:45 AM	0	6	16	0	0	0	0	0	2	0	0	0	0	0	24
Day Total Percent															
ADT 1008															
AM Peak 15-min Vol															
PM Peak 15-min Vol															

**Comments:**

Type of report: Tube Count - Vehicle Classification Data

**LOCATION:** Witham Ave/Barge Channel Rd between Robie St and rail road crossing

**QC JOB #:** 15268501

**SPECIFIC LOCATION:**

**DIRECTION:** EB

**CITY/STATE:** St. Paul, MN

**DATE:** Sep 1 2020

Start Time	Motorcycles	Cars & Trailer	2 Axle Long	Buses	2 Axle 6 Tire	3 Axle Single	4 Axle Single	<5 Axle Double	5 Axle Double	>6 Axle Double	<6 Axle Multi	6 Axle Multi	>6 Axle Multi	Not Classified	Total
06:00 AM	0	2	5	0	0	0	0	0	2	0	0	0	0		9
06:15 AM	0	3	8	0	0	3	0	0	2	0	0	0	0		16
06:30 AM	0	2	10	0	2	3	0	0	3	0	0	0	0		20
06:45 AM	0	4	15	0	0	2	0	0	4	0	0	0	0		25
07:00 AM	0	5	7	0	0	2	0	0	6	0	0	0	0		20
07:15 AM	0	2	9	0	2	3	0	0	1	0	0	0	0		17
07:30 AM	0	0	10	0	1	1	0	0	3	0	0	0	0		15
07:45 AM	0	1	7	0	2	4	0	0	2	0	0	0	0		16
08:00 AM	0	1	7	0	1	5	0	0	1	0	0	0	0		15
08:15 AM	0	1	8	0	0	3	0	0	3	0	0	0	0		15
08:30 AM	0	3	2	0	1	2	0	0	4	2	0	0	0		14
08:45 AM	0	3	7	0	5	3	0	0	5	0	0	0	0		23
09:00 AM	0	2	11	0	2	6	0	0	5	0	0	0	0		26
09:15 AM	0	1	10	0	1	3	1	0	6	1	0	0	0		23
09:30 AM	0	2	15	0	4	3	1	0	5	1	0	0	0		31
09:45 AM	0	6	12	0	3	9	0	0	4	1	0	0	0		35
10:00 AM	0	4	11	0	1	5	0	1	9	0	0	0	0		31
10:15 AM	0	2	8	0	2	4	0	0	6	0	0	0	0		22
10:30 AM	0	3	8	0	4	2	1	0	4	0	0	0	0		22
10:45 AM	0	5	12	0	2	6	1	1	9	1	0	0	0		37
11:00 AM	0	2	9	0	3	0	0	0	3	0	0	0	0		17
11:15 AM	0	3	9	0	4	5	0	0	6	0	0	0	0		27
11:30 AM	0	3	8	0	1	5	2	0	6	0	0	0	0		25
11:45 AM	0	0	11	0	4	3	0	0	4	0	0	0	0		22
Day Total Percent															
ADT 1008															
AM Peak 15-min Vol															
PM Peak 15-min Vol															

**Comments:**

Type of report: Tube Count - Vehicle Classification Data

**LOCATION:** Witham Ave/Barge Channel Rd between Robie St and rail road crossing

**QC JOB #:** 15268501

**SPECIFIC LOCATION:**

**DIRECTION:** EB

**CITY/STATE:** St. Paul, MN

**DATE:** Sep 1 2020

Start Time	Motorcycles	Cars & Trailer	2 Axle Long	Buses	2 Axle 6 Tire	3 Axle Single	4 Axle Single	<5 Axle Double	5 Axle Double	>6 Axle Double	<6 Axle Multi	6 Axle Multi	>6 Axle Multi	Not Classified	Total
12:00 PM	0	4	6	0	5	3	0	1	3	0	0	0	0		22
12:15 PM	0	3	13	0	0	6	0	0	5	0	0	0	0		27
12:30 PM	0	4	11	0	4	4	1	0	5	1	0	0	0		30
12:45 PM	0	0	9	0	5	2	0	0	3	0	0	0	0		19
01:00 PM	0	2	10	0	2	6	0	0	7	0	0	0	0		27
01:15 PM	0	2	10	0	3	2	0	0	1	0	0	0	0		18
01:30 PM	0	2	13	0	3	9	0	0	6	1	0	0	0		34
01:45 PM	0	2	7	0	0	6	0	0	5	0	0	0	0		20
02:00 PM	0	4	15	0	2	1	0	0	4	2	0	0	0		28
02:15 PM	0	3	9	0	4	1	1	0	1	0	0	0	0		19
02:30 PM	0	4	11	0	2	5	0	0	5	0	0	0	0		27
02:45 PM	0	2	11	0	2	2	1	0	6	1	0	0	0		25
03:00 PM	0	3	9	0	2	1	0	0	5	0	0	0	0		20
03:15 PM	0	5	11	0	0	0	0	0	0	1	0	0	0		17
03:30 PM	0	0	6	0	2	2	1	0	2	0	0	0	0		13
03:45 PM	0	2	7	0	0	1	1	0	2	1	0	0	0		14
04:00 PM	0	1	3	0	0	0	0	0	1	1	0	0	0		6
04:15 PM	0	3	3	0	0	0	0	0	0	0	0	0	0		6
04:30 PM	0	1	2	0	2	0	1	0	1	0	0	0	0		7
04:45 PM	0	2	4	0	1	0	0	0	0	0	0	0	0		7
05:00 PM	0	0	2	0	2	0	0	0	0	0	0	0	0		4
05:15 PM	0	0	0	0	0	0	0	0	0	0	0	0	0		0
05:30 PM	0	0	2	0	0	1	0	0	0	0	0	0	0		3
05:45 PM	0	0	1	0	1	1	0	0	0	0	0	0	0		3
Day Total Percent															
ADT 1008															
AM Peak 15-min Vol															
PM Peak 15-min Vol															

**Comments:**

**LOCATION:** Witham Ave/Barge Channel Rd between Robie St and rail road crossing

**QC JOB #:** 15268501

**SPECIFIC LOCATION:**

**DIRECTION:** EB

**CITY/STATE:** St. Paul, MN

**DATE:** Sep 1 2020

Start Time	Motorcycles	Cars & Trailer	2 Axle Long	Buses	2 Axle 6 Tire	3 Axle Single	4 Axle Single	<5 Axle Double	5 Axle Double	>6 Axle Double	<6 Axle Multi	6 Axle Multi	>6 Axle Multi	Not Classified	Total
06:00 PM	0	0	1	0	0	0	0	0	0	0	0	0	0	0	1
06:15 PM	0	0	0	0	0	0	0	0	0	0	0	0	0	0	0
06:30 PM	0	0	1	0	1	0	0	0	0	0	0	0	0	0	2
06:45 PM	0	0	2	0	0	0	0	0	0	0	0	0	0	0	2
07:00 PM	0	0	2	0	0	0	0	0	0	0	0	0	0	0	2
07:15 PM	0	0	0	0	0	0	0	0	0	0	0	0	0	0	0
07:30 PM	0	1	2	0	0	0	0	0	0	0	0	0	0	0	3
07:45 PM	0	0	0	0	1	0	0	0	0	0	0	0	0	0	1
08:00 PM	0	0	1	0	1	0	0	0	0	0	0	0	0	0	2
08:15 PM	0	1	0	0	0	0	0	0	0	0	0	0	0	0	1
08:30 PM	0	0	0	0	0	0	0	0	1	0	0	0	0	0	1
08:45 PM	0	0	1	0	0	0	0	0	0	0	0	0	0	0	1
09:00 PM	0	0	1	0	0	0	0	0	0	0	0	0	0	0	1
09:15 PM	0	0	1	0	1	0	0	0	0	0	0	0	0	0	2
09:30 PM	0	0	0	0	0	0	0	0	0	0	0	0	0	0	0
09:45 PM	0	0	0	0	0	0	0	0	0	0	0	0	0	0	0
10:00 PM	0	0	0	0	0	0	0	0	0	0	0	0	0	0	0
10:15 PM	0	0	0	0	0	0	0	0	0	0	0	0	0	0	0
10:30 PM	0	0	0	0	0	0	0	0	0	0	0	0	0	0	0
10:45 PM	0	1	2	0	1	0	0	0	0	0	0	0	0	0	4
11:00 PM	0	0	0	0	0	0	0	0	0	0	0	0	0	0	0
11:15 PM	0	0	2	0	0	0	0	0	0	0	0	0	0	0	2
11:30 PM	0	0	0	0	0	0	0	0	0	0	0	0	0	0	0
11:45 PM	0	0	1	0	0	0	0	0	0	0	0	0	0	0	1
<b>Day Total</b>	0	122	448	0	96	136	12	3	177	14	0	0	0		1008
<b>Percent</b>	0%	12.1%	44.4%	0%	9.5%	13.5%	1.2%	0.3%	17.6%	1.4%	0%	0%	0%		
<b>ADT 1008</b>															
<b>AM Peak 15-min Vol</b>	12:00 AM	5:45 AM	5:45 AM	12:00 AM	8:45 AM	9:45 AM	11:30 AM	10:00 AM	10:00 AM	8:30 AM	12:00 AM	12:00 AM	12:00 AM		10:45 AM
	0	6	16	0	5	9	2	1	9	2	0	0	0		37
<b>PM Peak 15-min Vol</b>	12:00 PM	3:15 PM	2:00 PM	12:00 PM	12:00 PM	1:30 PM	12:30 PM	12:00 PM	1:00 PM	2:00 PM	12:00 PM	12:00 PM	12:00 PM		1:30 PM
	0	5	15	0	5	9	1	1	7	2	0	0	0		34

**Comments:**

**LOCATION:** Witham Ave/Barge Channel Rd between Robie St and rail road crossing

**QC JOB #:** 15268501

**SPECIFIC LOCATION:**

**DIRECTION:** EB

**CITY/STATE:** St. Paul, MN

**DATE:** Sep 2 2020

Start Time	Motorcycles	Cars & Trailer	2 Axle Long	Buses	2 Axle 6 Tire	3 Axle Single	4 Axle Single	<5 Axle Double	5 Axle Double	>6 Axle Double	<6 Axle Multi	6 Axle Multi	>6 Axle Multi	Not Classified	Total
12:00 AM	0	0	0	0	0	0	0	0	0	0	0	0	0	0	0
12:15 AM	0	0	0	0	1	0	0	0	0	0	0	0	0	0	1
12:30 AM	0	0	3	0	0	0	0	0	0	0	0	0	0	0	3
12:45 AM	0	0	0	0	0	0	0	0	0	0	0	0	0	0	0
01:00 AM	0	0	0	0	0	0	0	0	0	0	0	0	0	0	0
01:15 AM	0	0	1	0	0	0	0	0	0	0	0	0	0	0	1
01:30 AM	0	0	0	0	0	0	0	0	0	0	0	0	0	0	0
01:45 AM	0	0	0	0	1	0	0	0	0	0	0	0	0	0	1
02:00 AM	0	0	0	0	0	0	0	0	0	0	0	0	0	0	0
02:15 AM	0	0	1	0	0	0	0	0	0	0	0	0	0	0	1
02:30 AM	0	0	0	0	0	0	0	0	0	0	0	0	0	0	0
02:45 AM	0	0	0	0	0	0	0	0	0	0	0	0	0	0	0
03:00 AM	0	0	0	0	0	0	0	0	0	0	0	0	0	0	0
03:15 AM	0	0	0	0	0	0	0	0	0	0	0	0	0	0	0
03:30 AM	0	0	0	0	0	0	0	0	0	0	0	0	0	0	0
03:45 AM	0	0	0	0	0	0	0	0	0	0	0	0	0	0	0
04:00 AM	0	0	2	0	0	0	0	0	0	0	0	0	0	0	2
04:15 AM	0	0	0	0	0	0	0	0	1	0	0	0	0	0	1
04:30 AM	0	1	2	0	0	0	0	0	1	0	0	0	0	0	4
04:45 AM	0	0	1	0	0	0	0	0	1	0	0	0	0	0	2
05:00 AM	0	0	2	0	0	0	0	0	0	0	0	0	0	0	2
05:15 AM	0	0	4	0	0	0	0	0	2	0	0	0	0	0	6
05:30 AM	0	3	12	0	2	0	0	0	2	0	0	0	0	0	19
05:45 AM	0	7	14	0	0	0	0	0	0	0	0	0	0	0	21
Day Total Percent															
ADT 982															
AM Peak 15-min Vol															
PM Peak 15-min Vol															

**Comments:**

Type of report: Tube Count - Vehicle Classification Data

**LOCATION:** Witham Ave/Barge Channel Rd between Robie St and rail road crossing

**QC JOB #:** 15268501

**SPECIFIC LOCATION:**

**DIRECTION:** EB

**CITY/STATE:** St. Paul, MN

**DATE:** Sep 2 2020

Start Time	Motorcycles	Cars & Trailer	2 Axle Long	Buses	2 Axle 6 Tire	3 Axle Single	4 Axle Single	<5 Axle Double	5 Axle Double	>6 Axle Double	<6 Axle Multi	6 Axle Multi	>6 Axle Multi	Not Classified	Total
06:00 AM	0	0	4	0	0	1	0	0	3	0	0	0	0		8
06:15 AM	0	1	7	0	1	2	0	0	0	0	0	0	0		11
06:30 AM	0	1	11	0	0	1	0	0	5	0	0	0	0		18
06:45 AM	0	5	10	0	1	3	0	0	9	0	0	0	0		28
07:00 AM	0	0	8	0	1	2	0	0	3	0	0	0	0		14
07:15 AM	0	4	9	0	2	2	1	0	4	0	0	0	0		22
07:30 AM	0	2	7	0	3	0	0	0	3	0	0	0	0		15
07:45 AM	0	3	6	0	0	0	0	0	5	0	0	0	0		14
08:00 AM	0	1	8	0	2	11	0	0	4	0	0	0	0		26
08:15 AM	0	2	3	0	3	3	1	0	8	0	0	0	0		20
08:30 AM	0	2	4	0	3	5	1	0	7	0	0	0	0		22
08:45 AM	0	0	5	0	3	1	0	1	3	0	0	0	0		13
09:00 AM	0	1	5	0	3	2	0	0	3	0	0	0	0		14
09:15 AM	0	2	9	0	2	5	1	0	6	1	0	0	0		26
09:30 AM	0	4	9	0	4	2	0	0	4	0	0	0	0		23
09:45 AM	0	0	10	0	4	2	1	0	8	0	0	0	0		25
10:00 AM	0	0	7	0	2	7	0	0	3	0	0	0	0		19
10:15 AM	0	1	11	0	1	5	0	0	7	0	0	0	0		25
10:30 AM	0	2	6	0	2	3	0	0	4	0	0	0	0		17
10:45 AM	0	3	10	0	1	6	1	0	5	1	0	0	0		27
11:00 AM	0	1	9	0	3	4	1	0	6	0	0	0	0		24
11:15 AM	0	2	6	0	1	3	1	0	5	2	0	0	0		20
11:30 AM	0	4	10	0	0	3	0	0	2	2	0	0	0		21
11:45 AM	0	4	13	0	3	1	2	0	5	0	0	0	0		28
Day Total Percent															
ADT 982															
AM Peak 15-min Vol															
PM Peak 15-min Vol															

**Comments:**

Type of report: Tube Count - Vehicle Classification Data

**LOCATION:** Witham Ave/Barge Channel Rd between Robie St and rail road crossing

**QC JOB #:** 15268501

**SPECIFIC LOCATION:**

**DIRECTION:** EB

**CITY/STATE:** St. Paul, MN

**DATE:** Sep 2 2020

Start Time	Motorcycles	Cars & Trailer	2 Axle Long	Buses	2 Axle 6 Tire	3 Axle Single	4 Axle Single	<5 Axle Double	5 Axle Double	>6 Axle Double	<6 Axle Multi	6 Axle Multi	>6 Axle Multi	Not Classified	Total
12:00 PM	0	0	11	0	2	5	2	0	4	0	0	0	0		24
12:15 PM	0	6	13	0	4	1	0	1	7	0	0	0	0		32
12:30 PM	0	4	14	0	4	7	1	0	3	1	0	0	0		34
12:45 PM	0	3	8	0	2	5	0	0	4	0	0	0	0		22
01:00 PM	0	4	10	0	1	2	1	0	9	1	0	0	0		28
01:15 PM	0	2	10	0	2	3	1	0	3	2	0	0	0		23
01:30 PM	0	6	16	0	1	7	1	0	5	1	0	0	0		37
01:45 PM	0	3	9	0	1	3	1	0	2	0	0	0	0		19
02:00 PM	0	2	12	0	4	0	2	0	4	0	0	0	0		24
02:15 PM	0	2	13	0	3	4	1	0	3	1	0	0	0		27
02:30 PM	0	3	9	0	1	3	0	0	3	2	0	0	0		21
02:45 PM	0	1	10	0	3	0	2	0	2	1	0	0	0		19
03:00 PM	0	3	10	0	0	1	1	0	2	0	0	0	0		17
03:15 PM	0	2	12	0	3	2	0	0	1	1	0	0	0		21
03:30 PM	0	1	11	0	1	0	0	0	2	0	0	0	0		15
03:45 PM	0	1	9	0	0	1	0	0	1	0	0	0	0		12
04:00 PM	0	0	4	0	1	0	0	0	1	0	0	0	0		6
04:15 PM	0	2	6	0	1	0	0	0	0	0	0	0	0		9
04:30 PM	0	1	1	0	0	1	0	0	2	0	0	0	0		5
04:45 PM	0	1	1	0	0	0	0	0	1	0	0	0	0		3
05:00 PM	0	0	2	0	1	0	0	0	0	0	0	0	0		3
05:15 PM	0	0	1	0	0	0	1	0	0	0	0	0	0		2
05:30 PM	0	0	1	0	1	0	0	0	0	0	0	0	0		2
05:45 PM	0	1	1	0	0	0	0	0	0	0	0	0	0		2
Day Total Percent															
ADT 982															
AM Peak 15-min Vol															
PM Peak 15-min Vol															

**Comments:**



**LOCATION:** Witham Ave/Barge Channel Rd between Robie St and rail road crossing

**QC JOB #:** 15268501

**SPECIFIC LOCATION:**

**DIRECTION:** EB

**CITY/STATE:** St. Paul, MN

**DATE:** Sep 2 2020

Start Time	Motorcycles	Cars & Trailer	2 Axle Long	Buses	2 Axle 6 Tire	3 Axle Single	4 Axle Single	<5 Axle Double	5 Axle Double	>6 Axle Double	<6 Axle Multi	6 Axle Multi	>6 Axle Multi	Not Classified	Total
06:00 PM	0	0	3	0	1	0	0	0	0	0	0	0	0	0	4
06:15 PM	0	0	4	0	1	0	0	0	0	0	0	0	0	0	5
06:30 PM	1	0	1	0	0	0	0	0	0	0	0	0	0	0	2
06:45 PM	0	0	0	0	0	0	1	0	0	0	0	0	0	0	1
07:00 PM	0	0	0	0	0	0	0	0	0	0	0	0	0	0	0
07:15 PM	0	1	2	0	0	0	0	0	0	0	0	0	0	0	3
07:30 PM	0	0	0	0	0	0	0	0	0	0	0	0	0	0	0
07:45 PM	0	0	0	0	0	0	0	0	0	0	0	0	0	0	0
08:00 PM	0	2	0	0	0	0	0	0	0	0	0	0	0	0	2
08:15 PM	0	0	1	0	0	0	0	0	0	0	0	0	0	0	1
08:30 PM	0	0	1	0	0	0	0	0	0	0	0	0	0	0	1
08:45 PM	0	0	1	0	0	0	0	0	0	0	0	0	0	0	1
09:00 PM	0	0	0	0	1	0	0	0	0	0	0	0	0	0	1
09:15 PM	0	0	0	0	0	0	0	0	0	0	0	0	0	0	0
09:30 PM	0	0	2	0	1	0	0	0	0	0	0	0	0	0	3
09:45 PM	0	0	0	0	0	0	0	0	0	0	0	0	0	0	0
10:00 PM	0	0	0	0	1	0	0	0	0	0	0	0	0	0	1
10:15 PM	0	0	0	0	0	0	0	0	0	0	0	0	0	0	0
10:30 PM	0	1	0	0	0	0	0	0	0	0	0	0	0	0	1
10:45 PM	0	0	1	0	0	0	0	0	0	0	0	0	0	0	1
11:00 PM	0	0	2	0	1	0	0	0	0	0	0	0	0	0	3
11:15 PM	0	0	0	0	0	0	0	0	0	0	0	0	0	0	0
11:30 PM	0	0	1	0	0	0	0	0	0	0	0	0	0	0	1
11:45 PM	0	0	0	0	0	0	0	0	0	0	0	0	0	0	0
<b>Day Total</b>	1	108	442	0	91	119	25	2	178	16	0	0	0		982
<b>Percent</b>	0.1%	11%	45%	0%	9.3%	12.1%	2.5%	0.2%	18.1%	1.6%	0%	0%	0%		
<b>ADT</b> 982															
<b>AM Peak</b> 15-min Vol	12:00 AM	5:45 AM	5:45 AM	12:00 AM	9:30 AM	8:00 AM	11:45 AM	8:45 AM	6:45 AM	11:15 AM	12:00 AM	12:00 AM	12:00 AM		6:45 AM
	0	7	14	0	4	11	2	1	9	2	0	0	0		28
<b>PM Peak</b> 15-min Vol	6:30 PM	12:15 PM	1:30 PM	12:00 PM	12:15 PM	12:30 PM	12:00 PM	12:15 PM	1:00 PM	1:15 PM	12:00 PM	12:00 PM	12:00 PM		1:30 PM
	1	6	16	0	4	7	2	1	9	2	0	0	0		37

**Comments:**

**LOCATION:** Witham Ave/Barge Channel Rd between Robie St and rail road crossing

**QC JOB #:** 15268501

**SPECIFIC LOCATION:**

**DIRECTION:** EB

**CITY/STATE:** St. Paul, MN

**DATE:** Sep 3 2020

Start Time	Motorcycles	Cars & Trailer	2 Axle Long	Buses	2 Axle 6 Tire	3 Axle Single	4 Axle Single	<5 Axle Double	5 Axle Double	>6 Axle Double	<6 Axle Multi	6 Axle Multi	>6 Axle Multi	Not Classified	Total
12:00 AM	0	0	0	0	0	0	0	0	0	0	0	0	0		0
12:15 AM	0	0	0	0	0	0	0	0	0	0	0	0	0		0
12:30 AM	0	0	0	0	0	0	0	0	0	0	0	0	0		0
12:45 AM	0	0	0	0	1	0	0	0	0	0	0	0	0		1
01:00 AM	0	0	0	0	0	0	0	0	0	0	0	0	0		0
01:15 AM	0	0	0	0	0	0	0	0	0	0	0	0	0		0
01:30 AM	0	0	2	0	0	0	0	0	0	0	0	0	0		2
01:45 AM	0	0	1	0	1	0	0	0	0	0	0	0	0		2
02:00 AM	0	0	3	0	0	0	0	0	0	0	0	0	0		3
02:15 AM	0	0	0	0	0	0	0	0	0	0	0	0	0		0
02:30 AM	0	0	1	0	1	0	0	0	0	0	0	0	0		2
02:45 AM	0	0	0	0	0	0	0	0	0	0	0	0	0		0
03:00 AM	0	1	0	0	0	0	0	0	0	0	0	0	0		1
03:15 AM	0	0	0	0	0	0	0	0	0	0	0	0	0		0
03:30 AM	0	0	0	0	0	0	0	0	1	0	0	0	0		1
03:45 AM	0	0	0	0	0	0	0	0	0	0	0	0	0		0
04:00 AM	0	0	3	0	0	0	0	0	0	0	0	0	0		3
04:15 AM	0	0	0	0	0	0	0	0	0	0	0	0	0		0
04:30 AM	0	0	3	0	1	0	0	0	2	0	0	0	0		6
04:45 AM	0	0	0	0	0	0	0	0	1	0	0	0	0		1
05:00 AM	0	0	1	0	1	0	0	0	1	0	0	0	0		3
05:15 AM	0	1	3	0	0	0	0	0	0	0	0	0	0		4
05:30 AM	0	2	8	0	3	0	0	0	1	0	0	0	0		14
05:45 AM	0	7	14	0	1	1	0	0	4	0	0	0	0		27
Day Total Percent															
ADT 938															
AM Peak 15-min Vol															
PM Peak 15-min Vol															

**Comments:**

Type of report: Tube Count - Vehicle Classification Data

**LOCATION:** Witham Ave/Barge Channel Rd between Robie St and rail road crossing

**QC JOB #:** 15268501

**SPECIFIC LOCATION:**

**DIRECTION:** EB

**CITY/STATE:** St. Paul, MN

**DATE:** Sep 3 2020

Start Time	Motorcycles	Cars & Trailer	2 Axle Long	Buses	2 Axle 6 Tire	3 Axle Single	4 Axle Single	<5 Axle Double	5 Axle Double	>6 Axle Double	<6 Axle Multi	6 Axle Multi	>6 Axle Multi	Not Classified	Total
06:00 AM	0	0	7	0	0	0	0	0	3	0	0	0	0		10
06:15 AM	0	4	10	0	0	2	0	0	1	0	0	0	0		17
06:30 AM	0	1	7	0	0	3	0	0	3	0	0	0	0		14
06:45 AM	0	2	12	0	2	3	0	0	6	0	0	0	0		25
07:00 AM	0	2	9	0	0	4	0	0	6	0	0	0	0		21
07:15 AM	0	0	10	0	1	4	1	0	3	0	0	0	0		19
07:30 AM	0	0	10	0	3	0	0	0	2	0	0	0	0		15
07:45 AM	0	2	7	0	1	3	1	0	3	1	0	0	0		18
08:00 AM	0	1	3	0	1	2	0	0	7	0	0	0	0		14
08:15 AM	0	1	5	0	2	2	1	0	6	1	0	0	0		18
08:30 AM	0	0	6	0	0	3	2	0	4	1	0	0	0		16
08:45 AM	0	2	8	0	3	0	1	0	3	1	0	0	0		18
09:00 AM	0	1	8	0	2	2	0	0	5	1	0	0	0		19
09:15 AM	0	3	5	0	3	5	0	0	2	1	0	0	0		19
09:30 AM	0	2	9	0	4	5	0	0	3	1	0	0	0		24
09:45 AM	0	4	11	0	1	7	0	0	7	0	0	0	0		30
10:00 AM	0	2	10	0	3	1	0	0	3	0	0	0	0		19
10:15 AM	0	4	7	0	5	2	0	0	4	0	0	0	0		22
10:30 AM	0	4	6	0	6	3	1	0	1	0	0	0	0		21
10:45 AM	0	3	15	0	0	6	0	0	6	0	0	0	0		30
11:00 AM	0	2	8	0	1	5	0	0	4	0	0	0	0		20
11:15 AM	0	6	10	0	8	3	0	0	2	0	0	0	0		29
11:30 AM	0	4	10	0	1	3	0	0	4	0	0	0	0		22
11:45 AM	0	5	15	0	3	2	0	0	7	0	0	0	0		32
Day Total Percent															
ADT 938															
AM Peak 15-min Vol															
PM Peak 15-min Vol															

**Comments:**

Type of report: Tube Count - Vehicle Classification Data

**LOCATION:** Witham Ave/Barge Channel Rd between Robie St and rail road crossing

**QC JOB #:** 15268501

**SPECIFIC LOCATION:**

**DIRECTION:** EB

**CITY/STATE:** St. Paul, MN

**DATE:** Sep 3 2020

Start Time	Motorcycles	Cars & Trailer	2 Axle Long	Buses	2 Axle 6 Tire	3 Axle Single	4 Axle Single	<5 Axle Double	5 Axle Double	>6 Axle Double	<6 Axle Multi	6 Axle Multi	>6 Axle Multi	Not Classified	Total
12:00 PM	0	0	7	0	3	3	0	0	3	0	0	0	0		16
12:15 PM	0	4	15	0	6	0	0	0	2	1	0	0	0		28
12:30 PM	0	1	8	0	5	2	0	0	5	0	0	0	0		21
12:45 PM	0	0	5	0	3	3	0	0	3	0	0	0	0		14
01:00 PM	0	3	8	0	4	6	0	0	3	0	0	0	0		24
01:15 PM	0	0	13	0	2	2	0	0	1	0	0	0	0		18
01:30 PM	0	4	11	0	3	5	1	0	5	1	0	0	0		30
01:45 PM	0	3	10	0	3	3	0	0	1	2	0	0	0		22
02:00 PM	0	5	8	0	4	5	0	0	2	0	0	0	0		24
02:15 PM	0	2	13	0	0	2	0	0	2	0	0	0	0		19
02:30 PM	0	4	13	0	1	5	0	0	2	1	0	0	0		26
02:45 PM	0	2	11	0	0	2	1	0	2	0	0	0	0		18
03:00 PM	0	4	11	0	5	5	0	0	3	0	0	0	0		28
03:15 PM	0	3	8	0	3	3	0	0	1	0	0	0	0		18
03:30 PM	0	0	5	0	1	2	0	0	5	0	0	0	0		13
03:45 PM	0	0	7	0	0	1	0	0	2	0	0	0	0		10
04:00 PM	0	0	4	0	0	0	1	0	0	0	0	0	0		5
04:15 PM	0	0	3	0	1	1	0	0	0	0	0	0	0		5
04:30 PM	0	0	1	0	0	0	0	0	0	0	0	0	0		1
04:45 PM	0	0	5	0	0	0	0	0	0	0	0	0	0		5
05:00 PM	0	0	0	0	1	0	0	0	0	0	0	0	0		1
05:15 PM	0	0	1	0	0	0	0	0	0	0	0	0	0		1
05:30 PM	0	0	0	0	0	1	0	0	0	0	0	0	0		1
05:45 PM	0	0	1	0	0	0	0	0	0	0	0	0	0		1
Day Total															
Percent															
ADT															
938															
AM Peak															
15-min Vol															
PM Peak															
15-min Vol															

**Comments:**

**LOCATION:** Witham Ave/Barge Channel Rd between Robie St and rail road crossing

**QC JOB #:** 15268501

**SPECIFIC LOCATION:**

**DIRECTION:** EB

**CITY/STATE:** St. Paul, MN

**DATE:** Sep 3 2020

Start Time	Motorcycles	Cars & Trailer	2 Axle Long	Buses	2 Axle 6 Tire	3 Axle Single	4 Axle Single	<5 Axle Double	5 Axle Double	>6 Axle Double	<6 Axle Multi	6 Axle Multi	>6 Axle Multi	Not Classified	Total
06:00 PM	0	0	1	0	1	0	0	0	0	0	0	0	0	0	2
06:15 PM	0	0	1	0	1	0	0	0	0	0	0	0	0	0	2
06:30 PM	0	0	0	0	1	0	0	0	1	0	0	0	0	0	2
06:45 PM	0	0	0	0	0	0	0	0	1	0	0	0	0	0	1
07:00 PM	0	0	0	0	1	0	0	0	0	0	0	0	0	0	1
07:15 PM	0	0	3	0	0	0	0	0	0	0	0	0	0	0	3
07:30 PM	0	0	2	0	0	0	0	0	0	0	0	0	0	0	2
07:45 PM	0	0	0	0	0	0	0	0	0	0	0	0	0	0	0
08:00 PM	0	0	0	0	0	0	0	0	0	0	0	0	0	0	0
08:15 PM	0	0	2	0	0	0	0	0	0	0	0	0	0	0	2
08:30 PM	0	0	0	0	1	0	0	0	0	0	0	0	0	0	1
08:45 PM	0	0	1	0	0	0	0	0	0	0	0	0	0	0	1
09:00 PM	0	0	0	0	0	0	0	0	0	0	0	0	0	0	0
09:15 PM	0	0	0	0	0	0	0	0	0	0	0	0	0	0	0
09:30 PM	0	0	1	0	1	0	0	0	0	0	0	0	0	0	2
09:45 PM	1	0	0	0	1	0	0	0	0	0	0	0	0	0	2
10:00 PM	0	0	0	0	0	0	0	0	0	0	0	0	0	0	0
10:15 PM	0	0	0	0	0	0	0	0	0	0	0	0	0	0	0
10:30 PM	0	1	1	0	1	0	0	0	0	0	0	0	0	0	3
10:45 PM	0	0	1	0	1	0	0	0	0	0	0	0	0	0	2
11:00 PM	0	0	0	0	0	0	0	0	0	0	0	0	0	0	0
11:15 PM	0	0	0	0	0	0	0	0	0	0	0	0	0	0	0
11:30 PM	0	0	0	0	1	0	0	0	0	0	0	0	0	0	1
11:45 PM	0	0	0	0	0	0	0	0	0	0	0	0	0	0	0
<b>Day Total</b>	1	102	428	0	114	122	10	0	149	12	0	0	0		938
<b>Percent</b>	0.1%	10.9%	45.6%	0%	12.2%	13%	1.1%	0%	15.9%	1.3%	0%	0%	0%		
<b>ADT</b> 938															
<b>AM Peak</b> 15-min Vol	12:00 AM 0	5:45 AM 7	10:45 AM 15	12:00 AM 0	11:15 AM 8	9:45 AM 7	8:30 AM 2	12:00 AM 0	8:00 AM 7	7:45 AM 1	12:00 AM 0	12:00 AM 0	12:00 AM 0		11:45 AM 32
<b>PM Peak</b> 15-min Vol	9:45 PM 1	2:00 PM 5	12:15 PM 15	12:00 PM 0	12:15 PM 6	1:00 PM 6	1:30 PM 1	12:00 PM 0	12:30 PM 5	1:45 PM 2	12:00 PM 0	12:00 PM 0	12:00 PM 0		1:30 PM 30

**Comments:**

**LOCATION:** Witham Ave/Barge Channel Rd between Robie St and rail road crossing

**QC JOB #:** 15268501

**SPECIFIC LOCATION:**

**DIRECTION:** EB

**CITY/STATE:** St. Paul, MN

**DATE:** Sep 4 2020

Start Time	Motorcycles	Cars & Trailer	2 Axle Long	Buses	2 Axle 6 Tire	3 Axle Single	4 Axle Single	<5 Axle Double	5 Axle Double	>6 Axle Double	<6 Axle Multi	6 Axle Multi	>6 Axle Multi	Not Classified	Total
12:00 AM	0	1	0	0	0	0	0	0	0	0	0	0	0		1
12:15 AM	0	0	1	0	0	0	0	0	0	0	0	0	0		1
12:30 AM	0	0	0	0	0	0	0	0	0	0	0	0	0		0
12:45 AM	0	0	1	0	0	0	0	0	0	0	0	0	0		1
01:00 AM	0	0	0	0	0	0	0	0	0	0	0	0	0		0
01:15 AM	0	0	0	0	0	0	0	0	0	0	0	0	0		0
01:30 AM	0	0	1	0	1	0	0	0	0	0	0	0	0		2
01:45 AM	0	0	0	0	0	0	0	0	0	0	0	0	0		0
02:00 AM	0	0	1	0	0	0	0	0	0	0	0	0	0		1
02:15 AM	0	0	0	0	0	0	0	0	0	0	0	0	0		0
02:30 AM	0	0	0	0	0	0	0	0	0	0	0	0	0		0
02:45 AM	0	0	0	0	0	0	0	0	0	0	0	0	0		0
03:00 AM	0	0	0	0	0	0	0	0	0	0	0	0	0		0
03:15 AM	0	1	0	0	0	0	0	0	0	0	0	0	0		1
03:30 AM	0	0	0	0	0	0	0	0	0	0	0	0	0		0
03:45 AM	0	0	0	0	0	0	0	0	0	0	0	0	0		0
04:00 AM	0	0	1	0	0	0	0	0	0	0	0	0	0		1
04:15 AM	0	0	0	0	0	0	0	0	1	0	0	0	0		1
04:30 AM	0	1	2	0	0	0	0	0	1	0	0	0	0		4
04:45 AM	0	0	1	0	0	0	0	0	0	0	0	0	0		1
05:00 AM	0	0	2	0	0	0	0	0	1	0	0	0	0		3
05:15 AM	0	0	2	0	0	0	0	0	0	0	0	0	0		2
05:30 AM	0	0	7	0	0	0	0	0	2	0	0	0	0		9
05:45 AM	0	7	13	0	0	0	0	0	3	0	0	0	0		23
Day Total Percent															
ADT 901															
AM Peak 15-min Vol															
PM Peak 15-min Vol															

**Comments:**

Type of report: Tube Count - Vehicle Classification Data

**LOCATION:** Witham Ave/Barge Channel Rd between Robie St and rail road crossing

**QC JOB #:** 15268501

**SPECIFIC LOCATION:**

**DIRECTION:** EB

**CITY/STATE:** St. Paul, MN

**DATE:** Sep 4 2020

Start Time	Motorcycles	Cars & Trailer	2 Axle Long	Buses	2 Axle 6 Tire	3 Axle Single	4 Axle Single	<5 Axle Double	5 Axle Double	>6 Axle Double	<6 Axle Multi	6 Axle Multi	>6 Axle Multi	Not Classified	Total
06:00 AM	0	3	6	0	1	0	1	0	0	0	0	0	0		11
06:15 AM	0	0	8	0	0	0	0	0	3	0	0	0	0		11
06:30 AM	0	4	10	0	0	0	0	0	1	0	0	0	0		15
06:45 AM	0	1	5	0	1	0	0	0	5	0	0	0	0		12
07:00 AM	0	3	10	0	3	1	0	0	3	0	0	0	0		20
07:15 AM	0	2	5	0	1	1	0	0	2	0	0	0	0		11
07:30 AM	0	1	4	0	1	2	0	0	2	0	0	0	0		10
07:45 AM	0	2	12	0	3	3	0	0	5	0	0	0	0		25
08:00 AM	0	2	6	0	3	0	0	0	3	0	0	0	0		14
08:15 AM	0	4	8	0	1	1	0	0	7	0	0	0	0		21
08:30 AM	0	0	10	0	1	1	0	0	4	0	0	0	0		16
08:45 AM	0	1	7	0	2	2	0	0	4	0	0	0	0		16
09:00 AM	0	3	10	0	4	2	0	0	2	2	0	0	0		23
09:15 AM	0	0	14	0	4	2	0	0	2	0	0	0	0		22
09:30 AM	0	4	10	0	3	1	1	0	6	0	0	0	0		25
09:45 AM	0	4	12	0	1	1	0	0	6	0	0	0	0		24
10:00 AM	0	2	4	0	1	4	2	0	2	0	0	0	0		15
10:15 AM	0	3	10	0	1	2	3	0	5	1	0	0	0		25
10:30 AM	0	0	8	0	1	2	0	0	3	2	0	0	0		16
10:45 AM	0	4	11	0	3	2	1	0	3	1	0	0	0		25
11:00 AM	0	2	13	0	2	4	1	0	5	0	0	0	0		27
11:15 AM	0	4	12	0	2	1	1	0	4	0	0	0	0		24
11:30 AM	0	6	14	0	1	0	1	0	7	0	0	0	0		29
11:45 AM	0	6	13	0	6	1	3	0	0	0	0	0	0		29
Day Total Percent															
ADT 901															
AM Peak 15-min Vol															
PM Peak 15-min Vol															

**Comments:**

Type of report: Tube Count - Vehicle Classification Data

**LOCATION:** Witham Ave/Barge Channel Rd between Robie St and rail road crossing

**QC JOB #:** 15268501

**SPECIFIC LOCATION:**

**DIRECTION:** EB

**CITY/STATE:** St. Paul, MN

**DATE:** Sep 4 2020

Start Time	Motorcycles	Cars & Trailer	2 Axle Long	Buses	2 Axle 6 Tire	3 Axle Single	4 Axle Single	<5 Axle Double	5 Axle Double	>6 Axle Double	<6 Axle Multi	6 Axle Multi	>6 Axle Multi	Not Classified	Total
12:00 PM	0	2	11	0	1	1	0	0	1	0	0	0	0		16
12:15 PM	0	7	19	0	1	0	1	0	3	0	0	0	0		31
12:30 PM	0	4	8	0	2	0	2	0	5	0	0	0	0		21
12:45 PM	0	3	10	0	2	2	1	0	5	2	0	0	0		25
01:00 PM	0	6	13	0	3	1	2	0	5	0	0	0	0		30
01:15 PM	0	2	12	0	2	1	0	0	2	0	0	0	0		19
01:30 PM	0	6	10	0	7	0	2	0	1	0	0	0	0		26
01:45 PM	0	2	9	0	2	1	3	0	1	0	0	0	0		18
02:00 PM	0	1	11	0	3	0	0	0	3	2	0	0	0		20
02:15 PM	0	4	12	0	0	0	1	0	2	0	0	0	0		19
02:30 PM	0	5	11	0	4	1	2	0	5	0	0	0	0		28
02:45 PM	0	4	11	0	1	1	1	0	1	0	0	0	0		19
03:00 PM	0	3	7	0	2	0	1	0	1	0	0	0	0		14
03:15 PM	0	2	14	0	2	1	1	0	0	0	0	0	0		20
03:30 PM	0	2	8	0	1	0	0	0	1	0	0	0	0		12
03:45 PM	0	3	7	0	2	1	1	0	0	0	0	0	0		14
04:00 PM	0	1	3	0	0	0	0	0	0	0	0	0	0		4
04:15 PM	0	0	5	0	0	0	0	0	0	0	0	0	0		5
04:30 PM	0	1	0	0	0	0	0	0	0	0	0	0	0		1
04:45 PM	0	0	2	0	1	0	0	0	0	0	0	0	0		3
05:00 PM	1	0	3	0	0	0	0	0	0	0	0	0	0		4
05:15 PM	0	0	0	0	1	0	0	0	1	0	0	0	0		2
05:30 PM	0	0	0	0	0	0	0	0	0	0	0	0	0		0
05:45 PM	0	0	2	0	2	0	0	0	0	0	0	0	0		4
Day Total															
Percent															
ADT 901															
AM Peak 15-min Vol															
PM Peak 15-min Vol															

**Comments:**



**LOCATION:** Witham Ave/Barge Channel Rd between Robie St and rail road crossing **QC JOB #:** 15268501  
**SPECIFIC LOCATION:** **DIRECTION:** EB  
**CITY/STATE:** St. Paul, MN **DATE:** Sep 4 2020

Start Time	Motorcycles	Cars & Trailer	2 Axle Long	Buses	2 Axle 6 Tire	3 Axle Single	4 Axle Single	<5 Axle Double	5 Axle Double	>6 Axle Double	<6 Axle Multi	6 Axle Multi	>6 Axle Multi	Not Classified	Total
06:00 PM	0	0	0	0	0	0	0	0	0	0	0	0	0	0	0
06:15 PM	0	0	2	0	0	0	0	0	0	0	0	0	0	0	2
06:30 PM	0	0	0	0	1	0	0	0	0	0	0	0	0	0	1
06:45 PM	0	0	1	0	2	0	0	0	0	0	0	0	0	0	3
07:00 PM	0	0	2	0	2	0	0	0	0	0	0	0	0	0	4
07:15 PM	0	0	2	0	0	0	0	0	0	0	0	0	0	0	2
07:30 PM	0	0	0	0	1	0	0	0	0	0	0	0	0	0	1
07:45 PM	0	0	1	0	1	0	0	0	0	0	0	0	0	0	2
08:00 PM	0	0	0	0	2	0	0	0	0	0	0	0	0	0	2
08:15 PM	0	0	1	0	0	0	0	0	0	0	0	0	0	0	1
08:30 PM	0	0	1	0	1	0	0	0	0	0	0	0	0	0	2
08:45 PM	0	1	0	0	0	0	0	0	0	0	0	0	0	0	1
09:00 PM	0	0	0	0	0	0	0	0	0	0	0	0	0	0	0
09:15 PM	0	0	1	0	0	0	0	0	0	0	0	0	0	0	1
09:30 PM	0	0	1	0	0	0	0	0	0	0	0	0	0	0	1
09:45 PM	0	0	0	0	0	0	0	0	0	0	0	0	0	0	0
10:00 PM	0	0	0	0	0	0	0	0	0	0	0	0	0	0	0
10:15 PM	0	0	1	0	0	0	0	0	0	0	0	0	0	0	1
10:30 PM	0	0	0	0	0	0	0	0	0	0	0	0	0	0	0
10:45 PM	0	1	0	0	1	0	0	0	0	0	0	0	0	0	2
11:00 PM	0	0	1	0	0	0	0	0	0	0	0	0	0	0	1
11:15 PM	0	0	0	0	1	0	0	0	0	0	0	0	0	0	1
11:30 PM	0	0	0	0	0	0	0	0	0	0	0	0	0	0	0
11:45 PM	0	0	0	0	1	0	0	0	0	0	0	0	0	0	1
<b>Day Total</b>	1	131	456	0	99	43	32	0	129	10	0	0	0	0	901
<b>Percent</b>	0.1%	14.5%	50.6%	0%	11%	4.8%	3.6%	0%	14.3%	1.1%	0%	0%	0%	0%	
<b>ADT</b> 901															
<b>AM Peak</b> 15-min Vol	12:00 AM	5:45 AM	9:15 AM	12:00 AM	11:45 AM	10:00 AM	10:15 AM	12:00 AM	8:15 AM	9:00 AM	12:00 AM	12:00 AM	12:00 AM	11:30 AM	29
	0	7	14	0	6	4	3	0	7	2	0	0	0		
<b>PM Peak</b> 15-min Vol	5:00 PM	12:15 PM	12:15 PM	12:00 PM	1:30 PM	12:45 PM	1:45 PM	12:00 PM	12:30 PM	12:45 PM	12:00 PM	12:00 PM	12:00 PM	12:15 PM	31
	1	7	19	0	7	2	3	0	5	2	0	0	0		

Comments:

**LOCATION:** Witham Ave/Barge Channel Rd between Robie St and rail road crossing **QC JOB #:** 15268501  
**SPECIFIC LOCATION:** **DIRECTION:** EB  
**CITY/STATE:** St. Paul, MN **DATE:** Aug 31 2020

	Motorcycles	Cars & Trailer	2 Axle Long	Buses	2 Axle 6 Tire	3 Axle Single	4 Axle Single	<5 Axle Double	5 Axle Double	>6 Axle Double	<6 Axle Multi	6 Axle Multi	>6 Axle Multi	Not Classified	Total
<b>Grand Total</b>	3	589	2273	0	502	510	93	6	774	68	0	0	0		4818
<b>Percent</b>	0.1%	12.2%	47.2%	0%	10.4%	10.6%	1.9%	0.1%	16.1%	1.4%	0%	0%	0%		
<b>ADT 963</b>															

*Comments:*



Type of report: Tube Count - Volume Data

LOCATION: Witham Ave/Barge Channel Rd between Robie St and rail road crossing							QC JOB #: 15268501			
SPECIFIC LOCATION:							DIRECTION: EB			
CITY/STATE: St. Paul, MN							DATE: Aug 31 2020 - Sep 4 2020			
Start Time	Mon 31 Aug 20	Tue 1 Sep 20	Wed 2 Sep 20	Thu 3 Sep 20	Fri 4 Sep 20	Average Weekday 15-min Traffic	Sat	Sun	Average Week 15-min Traffic	Average Week Profile
12:00 AM	0	0	0	0	1	0			0	
12:15 AM	0	1	1	0	1	1			1	█
12:30 AM	0	2	3	0	0	1			1	█
12:45 AM	1	0	0	1	1	1			1	█
01:00 AM	1	1	0	0	0	0			0	
01:15 AM	0	0	1	0	0	0			0	
01:30 AM	0	0	0	2	2	1			1	█
01:45 AM	1	2	1	2	0	1			1	█
02:00 AM	0	1	0	3	1	1			1	█
02:15 AM	3	1	1	0	0	1			1	█
02:30 AM	0	0	0	2	0	0			0	
02:45 AM	1	0	0	0	0	0			0	
03:00 AM	0	1	0	1	0	0			0	
03:15 AM	1	0	0	0	1	0			0	
03:30 AM	0	0	0	1	0	0			0	
03:45 AM	0	0	0	0	0	0			0	
04:00 AM	2	1	2	3	1	2			2	█
04:15 AM	1	4	1	0	1	1			1	█
04:30 AM	2	2	4	6	4	4			4	█
04:45 AM	1	5	2	1	1	2			2	█
05:00 AM	2	3	2	3	3	3			3	█
05:15 AM	3	6	6	4	2	4			4	█
05:30 AM	16	9	19	14	9	13			13	█
05:45 AM	18	24	21	27	23	23			23	█
Day Total										
% Weekday Average										
% Week Average										
AM Peak 15-min Vol										
PM Peak 15-min Vol										
Comments:										

LOCATION: Witham Ave/Barge Channel Rd between Robie St and rail road crossing							QC JOB #: 15268501			
SPECIFIC LOCATION:							DIRECTION: EB			
CITY/STATE: St. Paul, MN							DATE: Aug 31 2020 - Sep 4 2020			
Start Time	Mon 31 Aug 20	Tue 1 Sep 20	Wed 2 Sep 20	Thu 3 Sep 20	Fri 4 Sep 20	Average Weekday 15-min Traffic	Sat	Sun	Average Week 15-min Traffic	Average Week Profile
06:00 AM	15	9	8	10	11	11			11	
06:15 AM	10	16	11	17	11	13			13	
06:30 AM	18	20	18	14	15	17			17	
06:45 AM	16	25	28	25	12	21			21	
07:00 AM	11	20	14	21	20	17			17	
07:15 AM	5	17	22	19	11	15			15	
07:30 AM	27	15	15	15	10	16			16	
07:45 AM	9	16	14	18	25	16			16	
08:00 AM	23	15	26	14	14	18			18	
08:15 AM	10	15	20	18	21	17			17	
08:30 AM	25	14	22	16	16	19			19	
08:45 AM	21	23	13	18	16	18			18	
09:00 AM	18	26	14	19	23	20			20	
09:15 AM	18	23	26	19	22	22			22	
09:30 AM	28	31	23	24	25	26			26	
09:45 AM	19	35	25	30	24	27			27	
10:00 AM	24	31	19	19	15	22			22	
10:15 AM	37	22	25	22	25	26			26	
10:30 AM	28	22	17	21	16	21			21	
10:45 AM	20	37	27	30	25	28			28	
11:00 AM	13	17	24	20	27	20			20	
11:15 AM	17	27	20	29	24	23			23	
11:30 AM	28	25	21	22	29	25			25	
11:45 AM	24	22	28	32	29	27			27	
Day Total										
% Weekday Average										
% Week Average										
AM Peak 15-min Vol										
PM Peak 15-min Vol										
Comments:										

LOCATION: Witham Ave/Barge Channel Rd between Robie St and rail road crossing										QC JOB #: 15268501
SPECIFIC LOCATION:										DIRECTION: EB
CITY/STATE: St. Paul, MN										DATE: Aug 31 2020 - Sep 4 2020
Start Time	Mon 31 Aug 20	Tue 1 Sep 20	Wed 2 Sep 20	Thu 3 Sep 20	Fri 4 Sep 20	Average Weekday 15-min Traffic	Sat	Sun	Average Week 15-min Traffic	Average Week Profile
12:00 PM	29	22	24	16	16	21			21	
12:15 PM	23	27	32	28	31	28			28	
12:30 PM	25	30	34	21	21	26			26	
12:45 PM	24	19	22	14	25	21			21	
01:00 PM	28	27	28	24	30	27			27	
01:15 PM	32	18	23	18	19	22			22	
01:30 PM	32	34	37	30	26	32			32	
01:45 PM	23	20	19	22	18	20			20	
02:00 PM	29	28	24	24	20	25			25	
02:15 PM	34	19	27	19	19	24			24	
02:30 PM	24	27	21	26	28	25			25	
02:45 PM	21	25	19	18	19	20			20	
03:00 PM	15	20	17	28	14	19			19	
03:15 PM	14	17	21	18	20	18			18	
03:30 PM	21	13	15	13	12	15			15	
03:45 PM	12	14	12	10	14	12			12	
04:00 PM	12	6	6	5	4	7			7	
04:15 PM	9	6	9	5	5	7			7	
04:30 PM	6	7	5	1	1	4			4	
04:45 PM	4	7	3	5	3	4			4	
05:00 PM	4	4	3	1	4	3			3	
05:15 PM	4	0	2	1	2	2			2	
05:30 PM	9	3	2	1	0	3			3	
05:45 PM	3	3	2	1	4	3			3	
Day Total										
% Weekday Average										
% Week Average										
AM Peak 15-min Vol										
PM Peak 15-min Vol										
Comments:										

**LOCATION:** Witham Ave/Barge Channel Rd between Robie St and rail road crossing **QC JOB #:** 15268501  
**SPECIFIC LOCATION:** **DIRECTION:** EB  
**CITY/STATE:** St. Paul, MN **DATE:** Aug 31 2020 - Sep 4 2020

Start Time	Mon 31 Aug 20	Tue 1 Sep 20	Wed 2 Sep 20	Thu 3 Sep 20	Fri 4 Sep 20	Average Weekday 15-min Traffic	Sat	Sun	Average Week 15-min Traffic	Average Week Profile
06:00 PM	3	1	4	2	0	2			2	
06:15 PM	3	0	5	2	2	2			2	
06:30 PM	6	2	2	2	1	3			3	
06:45 PM	2	2	1	1	3	2			2	
07:00 PM	1	2	0	1	4	2			2	
07:15 PM	1	0	3	3	2	2			2	
07:30 PM	2	3	0	2	1	2			2	
07:45 PM	1	1	0	0	2	1			1	
08:00 PM	2	2	2	0	2	2			2	
08:15 PM	2	1	1	2	1	1			1	
08:30 PM	1	1	1	1	2	1			1	
08:45 PM	3	1	1	1	1	1			1	
09:00 PM	1	1	1	0	0	1			1	
09:15 PM	1	2	0	0	1	1			1	
09:30 PM	0	0	3	2	1	1			1	
09:45 PM	0	0	0	2	0	0			0	
10:00 PM	0	0	1	0	0	0			0	
10:15 PM	0	0	0	0	1	0			0	
10:30 PM	2	0	1	3	0	1			1	
10:45 PM	1	4	1	2	2	2			2	
11:00 PM	0	0	3	0	1	1			1	
11:15 PM	1	2	0	0	1	1			1	
11:30 PM	1	0	1	1	0	1			1	
11:45 PM	1	1	0	0	1	1			1	
<b>Day Total</b>	989	1008	982	938	901	963			963	
% Weekday Average	102.7%	104.7%	102%	97.4%	93.6%					
% Week Average	102.7%	104.7%	102%	97.4%	93.6%	100%				
AM Peak 15-min Vol	10:15 AM 37	10:45 AM 37	6:45 AM 28	11:45 AM 32	11:30 AM 29	10:45 AM 28			10:45 AM 28	
PM Peak 15-min Vol	2:15 PM 34	1:30 PM 34	1:30 PM 37	1:30 PM 30	12:15 PM 31	1:30 PM 32			1:30 PM 32	

Comments:

**LOCATION:** Witham Ave/Barge Channel Rd between Robie St and rail road crossing

**QC JOB #:** 15268501

**SPECIFIC LOCATION:**

**DIRECTION:** WB

**CITY/STATE:** St. Paul, MN

**DATE:** Aug 31 2020

Start Time	Motorcycles	Cars & Trailer	2 Axle Long	Buses	2 Axle 6 Tire	3 Axle Single	4 Axle Single	<5 Axle Double	5 Axle Double	>6 Axle Double	<6 Axle Multi	6 Axle Multi	>6 Axle Multi	Not Classified	Total
12:00 AM	0	0	0	0	1	0	0	0	0	0	0	0	0		1
12:15 AM	0	0	1	0	0	0	0	0	0	0	0	0	0		1
12:30 AM	0	0	0	0	0	0	0	0	0	0	0	0	0		0
12:45 AM	0	0	0	0	0	0	0	0	0	0	0	0	0		0
01:00 AM	0	0	1	0	0	0	0	0	0	0	0	0	0		1
01:15 AM	0	0	0	0	0	0	0	0	0	0	0	0	0		0
01:30 AM	0	0	0	0	0	0	0	0	0	0	0	0	0		0
01:45 AM	0	0	1	0	0	0	0	0	0	0	0	0	0		1
02:00 AM	0	0	0	0	0	0	0	0	0	0	0	0	0		0
02:15 AM	0	0	1	0	0	0	0	0	0	0	0	0	0		1
02:30 AM	0	0	1	0	1	0	0	0	0	0	0	0	0		2
02:45 AM	0	0	0	0	0	0	0	0	0	0	0	0	0		0
03:00 AM	0	0	0	0	0	0	0	0	0	0	0	0	0		0
03:15 AM	0	0	0	0	0	0	0	0	0	0	0	0	0		0
03:30 AM	0	1	0	0	0	0	0	0	0	0	0	0	0		1
03:45 AM	0	0	0	0	0	0	0	0	0	0	0	0	0		0
04:00 AM	0	0	1	0	0	0	0	0	0	0	0	0	0		1
04:15 AM	0	0	0	0	0	0	0	0	0	0	0	0	0		0
04:30 AM	0	0	0	0	1	0	0	0	0	0	0	0	0		1
04:45 AM	0	0	2	0	0	0	0	0	0	0	0	0	0		2
05:00 AM	0	0	0	0	1	0	0	0	0	0	0	0	0		1
05:15 AM	0	0	0	0	0	1	0	0	2	0	0	0	0		3
05:30 AM	0	0	0	0	0	0	0	0	0	0	0	0	0		0
05:45 AM	0	0	3	0	0	0	0	0	0	0	0	0	0		3
Day Total Percent															
ADT 998															
AM Peak 15-min Vol															
PM Peak 15-min Vol															

*Comments:*

**LOCATION:** Witham Ave/Barge Channel Rd between Robie St and rail road crossing

**QC JOB #:** 15268501

**SPECIFIC LOCATION:**

**DIRECTION:** WB

**CITY/STATE:** St. Paul, MN

**DATE:** Aug 31 2020

Start Time	Motorcycles	Cars & Trailer	2 Axle Long	Buses	2 Axle 6 Tire	3 Axle Single	4 Axle Single	<5 Axle Double	5 Axle Double	>6 Axle Double	<6 Axle Multi	6 Axle Multi	>6 Axle Multi	Not Classified	Total
06:00 AM	0	0	1	0	0	0	0	0	0	0	0	0	0		1
06:15 AM	0	1	3	0	0	0	0	0	2	0	0	0	0		6
06:30 AM	0	0	3	0	0	1	0	0	2	1	0	0	0		7
06:45 AM	0	1	2	0	0	2	0	0	0	0	0	0	0		5
07:00 AM	0	1	4	0	2	0	0	0	3	0	0	0	0		10
07:15 AM	0	0	1	0	1	0	0	0	1	0	0	0	0		3
07:30 AM	0	0	6	0	1	5	0	0	4	0	0	0	0		16
07:45 AM	0	1	2	0	2	1	1	0	5	0	0	0	0		12
08:00 AM	0	0	5	0	1	3	1	0	0	1	0	0	0		11
08:15 AM	0	0	7	0	1	1	1	0	3	0	0	0	0		13
08:30 AM	0	1	8	0	1	3	0	0	3	0	0	0	0		16
08:45 AM	0	0	4	0	0	3	0	0	3	0	0	0	0		10
09:00 AM	0	1	8	0	3	2	1	0	6	0	0	0	0		21
09:15 AM	0	0	8	0	2	4	1	0	5	1	0	0	0		21
09:30 AM	0	0	8	0	3	5	1	0	2	0	0	0	0		19
09:45 AM	0	0	10	0	4	1	2	0	2	0	0	0	0		19
10:00 AM	0	3	6	0	5	4	1	0	10	0	0	0	0		29
10:15 AM	0	2	13	0	2	2	0	0	4	1	0	0	0		24
10:30 AM	0	4	11	0	1	3	0	0	8	0	0	0	0		27
10:45 AM	0	0	9	0	3	4	0	0	3	0	0	0	0		19
11:00 AM	0	5	11	0	5	2	1	1	1	0	0	0	0		26
11:15 AM	0	4	13	0	1	3	1	0	2	0	0	0	0		24
11:30 AM	0	1	7	0	2	3	1	0	3	0	0	0	0		17
11:45 AM	0	3	8	0	4	1	1	0	7	0	0	0	0		24
Day Total Percent															
ADT 998															
AM Peak 15-min Vol															
PM Peak 15-min Vol															

**Comments:**



**LOCATION:** Witham Ave/Barge Channel Rd between Robie St and rail road crossing

**QC JOB #:** 15268501

**SPECIFIC LOCATION:**

**DIRECTION:** WB

**CITY/STATE:** St. Paul, MN

**DATE:** Aug 31 2020

Start Time	Motorcycles	Cars & Trailer	2 Axle Long	Buses	2 Axle 6 Tire	3 Axle Single	4 Axle Single	<5 Axle Double	5 Axle Double	>6 Axle Double	<6 Axle Multi	6 Axle Multi	>6 Axle Multi	Not Classified	Total
12:00 PM	0	4	14	0	3	3	0	0	7	1	0	0	0		32
12:15 PM	0	6	14	0	4	0	1	0	1	0	0	0	0		26
12:30 PM	0	4	12	0	1	2	0	0	3	0	0	0	0		22
12:45 PM	0	6	13	0	4	2	1	0	1	0	0	0	0		27
01:00 PM	0	5	15	0	0	4	1	0	5	0	0	0	0		30
01:15 PM	0	2	11	0	3	3	0	0	4	0	0	0	0		23
01:30 PM	0	1	9	0	1	1	0	0	8	0	0	0	0		20
01:45 PM	0	4	16	0	0	3	0	0	7	0	0	0	0		30
02:00 PM	0	7	21	0	5	2	0	0	3	0	0	0	0		38
02:15 PM	0	0	12	0	1	0	0	0	5	2	0	0	0		20
02:30 PM	0	7	15	0	3	0	1	0	0	1	0	0	0		27
02:45 PM	0	4	13	0	3	1	2	0	7	2	0	0	0		32
03:00 PM	0	8	20	0	1	2	1	0	1	0	0	0	0		33
03:15 PM	0	7	14	0	2	1	0	0	5	0	0	0	0		29
03:30 PM	0	7	23	0	3	1	1	0	1	0	0	0	0		36
03:45 PM	0	2	11	0	1	1	0	0	1	0	0	0	0		16
04:00 PM	0	3	12	0	2	0	0	1	1	0	0	0	0		19
04:15 PM	0	9	27	0	3	1	1	0	0	0	0	0	0		41
04:30 PM	0	4	12	0	2	0	0	0	0	0	0	0	0		18
04:45 PM	0	0	6	0	0	0	0	0	0	0	0	0	0		6
05:00 PM	0	0	7	0	2	0	0	0	0	0	0	0	0		9
05:15 PM	0	1	2	0	1	0	0	0	0	0	0	0	0		4
05:30 PM	0	1	1	0	1	1	0	0	0	0	0	0	0		4
05:45 PM	0	1	1	0	3	0	0	0	0	0	0	0	0		5
Day Total Percent															
ADT 998															
AM Peak 15-min Vol															
PM Peak 15-min Vol															

*Comments:*

**LOCATION:** Witham Ave/Barge Channel Rd between Robie St and rail road crossing

**QC JOB #:** 15268501

**SPECIFIC LOCATION:**

**DIRECTION:** WB

**CITY/STATE:** St. Paul, MN

**DATE:** Aug 31 2020

Start Time	Motorcycles	Cars & Trailer	2 Axle Long	Buses	2 Axle 6 Tire	3 Axle Single	4 Axle Single	<5 Axle Double	5 Axle Double	>6 Axle Double	<6 Axle Multi	6 Axle Multi	>6 Axle Multi	Not Classified	Total
06:00 PM	0	2	0	0	4	1	0	0	0	0	0	0	0	0	7
06:15 PM	0	0	2	0	1	0	0	0	0	0	0	0	0	0	3
06:30 PM	0	0	9	0	0	0	0	0	0	0	0	0	0	0	9
06:45 PM	0	0	0	0	0	0	0	0	0	0	0	0	0	0	0
07:00 PM	0	0	3	0	2	0	0	0	0	0	0	0	0	0	5
07:15 PM	0	1	2	0	1	0	0	0	0	0	0	0	0	0	4
07:30 PM	0	0	2	0	0	0	0	0	0	0	0	0	0	0	2
07:45 PM	0	1	0	0	0	0	0	0	0	0	0	0	0	0	1
08:00 PM	0	1	1	0	0	0	0	0	0	0	0	0	0	0	2
08:15 PM	0	1	1	0	0	0	0	0	0	0	0	0	0	0	2
08:30 PM	0	0	4	0	0	0	0	0	0	0	0	0	0	0	4
08:45 PM	0	0	4	0	0	0	0	0	0	0	0	0	0	0	4
09:00 PM	0	0	0	0	0	0	0	0	0	0	0	0	0	0	0
09:15 PM	0	0	3	0	0	0	0	0	0	0	0	0	0	0	3
09:30 PM	0	0	0	0	0	0	0	0	0	0	0	0	0	0	0
09:45 PM	0	0	0	0	0	0	0	0	0	0	0	0	0	0	0
10:00 PM	0	0	0	0	0	0	0	0	0	0	0	0	0	0	0
10:15 PM	0	0	0	0	0	0	0	0	0	0	0	0	0	0	0
10:30 PM	0	0	0	0	0	0	0	0	0	0	0	0	0	0	0
10:45 PM	0	0	0	0	1	0	0	0	0	0	0	0	0	0	1
11:00 PM	0	0	0	0	0	0	0	0	0	0	0	0	0	0	0
11:15 PM	0	0	3	0	0	0	0	0	0	0	0	0	0	0	3
11:30 PM	0	0	1	0	0	0	0	0	0	0	0	0	0	0	1
11:45 PM	0	0	1	0	0	0	0	0	0	0	0	0	0	0	1
<b>Day Total</b>	0	128	506	0	106	83	22	2	141	10	0	0	0		998
<b>Percent</b>	0%	12.8%	50.7%	0%	10.6%	8.3%	2.2%	0.2%	14.1%	1%	0%	0%	0%		
<b>ADT</b> 998															
<b>AM Peak</b> 15-min Vol	12:00 AM	11:00 AM	10:15 AM	12:00 AM	10:00 AM	7:30 AM	9:45 AM	11:00 AM	10:00 AM	6:30 AM	12:00 AM	12:00 AM	12:00 AM		10:00 AM
	0	5	13	0	5	5	2	1	10	1	0	0	0		29
<b>PM Peak</b> 15-min Vol	12:00 PM	4:15 PM	4:15 PM	12:00 PM	2:00 PM	1:00 PM	2:45 PM	4:00 PM	1:30 PM	2:15 PM	12:00 PM	12:00 PM	12:00 PM		4:15 PM
	0	9	27	0	5	4	2	1	8	2	0	0	0		41

**Comments:**

**LOCATION:** Witham Ave/Barge Channel Rd between Robie St and rail road crossing

**QC JOB #:** 15268501

**SPECIFIC LOCATION:**

**DIRECTION:** WB

**CITY/STATE:** St. Paul, MN

**DATE:** Sep 1 2020

Start Time	Motorcycles	Cars & Trailer	2 Axle Long	Buses	2 Axle 6 Tire	3 Axle Single	4 Axle Single	<5 Axle Double	5 Axle Double	>6 Axle Double	<6 Axle Multi	6 Axle Multi	>6 Axle Multi	Not Classified	Total
12:00 AM	0	0	1	0	0	0	0	0	0	0	0	0	0		1
12:15 AM	0	0	0	0	0	0	0	0	0	0	0	0	0		0
12:30 AM	0	0	1	0	0	0	0	0	0	0	0	0	0		1
12:45 AM	0	0	0	0	0	0	0	0	0	0	0	0	0		0
01:00 AM	0	0	0	0	0	0	0	0	0	0	0	0	0		0
01:15 AM	0	1	0	0	1	0	0	0	0	0	0	0	0		2
01:30 AM	0	0	0	0	0	0	0	0	0	0	0	0	0		0
01:45 AM	0	0	0	0	0	0	0	0	0	0	0	0	0		0
02:00 AM	0	1	1	0	1	0	0	0	0	0	0	0	0		3
02:15 AM	0	0	0	0	0	0	0	0	0	0	0	0	0		0
02:30 AM	0	0	1	0	0	0	0	0	0	0	0	0	0		1
02:45 AM	0	0	0	0	0	0	0	0	0	0	0	0	0		0
03:00 AM	0	0	1	0	0	0	0	0	0	0	0	0	0		1
03:15 AM	0	0	1	0	0	0	0	0	0	0	0	0	0		1
03:30 AM	0	0	0	0	0	0	0	0	0	0	0	0	0		0
03:45 AM	0	0	0	0	0	0	0	0	0	0	0	0	0		0
04:00 AM	0	0	0	0	0	0	0	0	0	0	0	0	0		0
04:15 AM	0	0	0	0	0	0	0	0	0	0	0	0	0		0
04:30 AM	0	0	1	0	1	0	0	0	0	0	0	0	0		2
04:45 AM	0	0	0	0	0	0	0	0	1	0	0	0	0		1
05:00 AM	0	0	0	0	1	0	0	0	0	0	0	0	0		1
05:15 AM	0	1	1	0	0	1	0	0	2	0	0	0	0		5
05:30 AM	0	0	2	0	1	0	0	0	2	0	0	0	0		5
05:45 AM	0	1	1	0	2	0	0	0	0	0	0	0	0		4
Day Total Percent															
ADT 1021															
AM Peak 15-min Vol															
PM Peak 15-min Vol															

**Comments:**

Type of report: Tube Count - Vehicle Classification Data

**LOCATION:** Witham Ave/Barge Channel Rd between Robie St and rail road crossing

**QC JOB #:** 15268501

**SPECIFIC LOCATION:**

**DIRECTION:** WB

**CITY/STATE:** St. Paul, MN

**DATE:** Sep 1 2020

Start Time	Motorcycles	Cars & Trailer	2 Axle Long	Buses	2 Axle 6 Tire	3 Axle Single	4 Axle Single	<5 Axle Double	5 Axle Double	>6 Axle Double	<6 Axle Multi	6 Axle Multi	>6 Axle Multi	Not Classified	Total
06:00 AM	0	0	1	0	0	0	0	0	0	0	0	0	0		1
06:15 AM	0	0	0	0	0	1	0	0	1	0	0	0	0		2
06:30 AM	0	0	1	0	0	3	0	0	1	0	0	0	0		5
06:45 AM	0	1	4	0	0	1	0	0	4	0	0	0	0		10
07:00 AM	0	0	4	0	0	2	0	0	1	0	0	0	0		7
07:15 AM	0	0	8	0	2	2	1	0	7	0	0	0	0		20
07:30 AM	0	2	5	0	1	3	2	0	9	0	0	0	0		22
07:45 AM	0	0	4	0	3	1	0	0	3	0	0	0	0		11
08:00 AM	0	1	3	0	1	2	0	0	3	1	0	0	0		11
08:15 AM	0	1	3	0	1	3	3	0	2	0	0	0	0		13
08:30 AM	0	1	2	0	0	4	0	0	2	0	0	0	0		9
08:45 AM	0	0	7	0	3	2	0	0	3	0	0	0	0		15
09:00 AM	0	3	10	0	3	3	1	0	3	2	0	0	0		25
09:15 AM	0	0	10	0	3	2	1	0	3	0	0	0	0		19
09:30 AM	0	1	8	0	2	4	3	0	3	0	0	0	0		21
09:45 AM	0	4	5	0	2	4	0	0	7	0	0	0	0		22
10:00 AM	0	5	15	0	3	3	2	0	8	1	0	0	0		37
10:15 AM	0	3	10	0	3	2	2	1	4	1	0	0	0		26
10:30 AM	0	0	9	0	1	5	1	0	9	0	0	0	0		25
10:45 AM	0	1	7	0	1	6	1	0	5	0	0	0	0		21
11:00 AM	0	4	16	0	6	3	2	0	4	0	0	0	0		35
11:15 AM	0	6	13	0	3	1	1	0	10	0	0	0	0		34
11:30 AM	0	3	12	0	2	0	1	0	6	0	0	0	0		24
11:45 AM	0	3	11	0	0	2	3	0	6	4	0	0	0		29
Day Total Percent															
ADT 1021															
AM Peak 15-min Vol															
PM Peak 15-min Vol															

**Comments:**

Report generated on 9/16/2020 12:11 PM

SOURCE: Quality Counts, LLC (<http://www.qualitycounts.net>)

Type of report: Tube Count - Vehicle Classification Data

**LOCATION:** Witham Ave/Barge Channel Rd between Robie St and rail road crossing

**QC JOB #:** 15268501

**SPECIFIC LOCATION:**

**DIRECTION:** WB

**CITY/STATE:** St. Paul, MN

**DATE:** Sep 1 2020

Start Time	Motorcycles	Cars & Trailer	2 Axle Long	Buses	2 Axle 6 Tire	3 Axle Single	4 Axle Single	<5 Axle Double	5 Axle Double	>6 Axle Double	<6 Axle Multi	6 Axle Multi	>6 Axle Multi	Not Classified	Total
12:00 PM	0	5	16	0	5	4	2	0	4	1	0	0	0		37
12:15 PM	0	1	8	0	6	2	2	0	1	0	0	0	0		20
12:30 PM	0	4	9	0	2	5	3	1	5	1	0	0	0		30
12:45 PM	0	3	6	0	2	2	1	0	3	0	0	0	0		17
01:00 PM	0	2	11	0	5	3	1	0	6	1	0	0	0		29
01:15 PM	0	3	9	0	1	2	4	0	6	0	0	0	0		25
01:30 PM	0	5	10	0	2	3	1	0	5	0	0	0	0		26
01:45 PM	0	6	10	0	2	1	3	0	4	1	0	0	0		27
02:00 PM	0	2	12	0	1	2	5	0	3	0	0	0	0		25
02:15 PM	0	5	7	0	2	2	0	0	6	1	0	0	0		23
02:30 PM	0	4	11	0	2	1	0	0	5	1	0	0	0		24
02:45 PM	0	1	12	0	1	1	4	0	0	1	0	0	0		20
03:00 PM	0	5	16	0	1	0	1	0	3	0	0	0	0		26
03:15 PM	0	6	13	0	4	1	0	0	5	1	0	0	0		30
03:30 PM	0	8	22	0	1	0	0	0	1	0	0	0	0		32
03:45 PM	0	5	14	0	1	0	1	0	0	0	0	0	0		21
04:00 PM	0	1	5	0	3	1	1	0	2	1	0	0	0		14
04:15 PM	0	6	19	0	0	1	0	0	1	1	0	0	0		28
04:30 PM	0	3	11	0	0	0	0	0	2	0	0	0	0		16
04:45 PM	0	5	10	0	0	0	0	0	0	0	0	0	0		15
05:00 PM	0	3	9	0	2	0	1	0	0	0	0	0	0		15
05:15 PM	0	0	1	0	0	0	0	0	0	0	0	0	0		1
05:30 PM	0	0	4	0	4	1	0	0	0	0	0	0	0		9
05:45 PM	0	0	1	0	0	0	0	0	0	0	0	0	0		1
Day Total Percent															
ADT 1021															
AM Peak 15-min Vol															
PM Peak 15-min Vol															

**Comments:**

**LOCATION:** Witham Ave/Barge Channel Rd between Robie St and rail road crossing

**QC JOB #:** 15268501

**SPECIFIC LOCATION:**

**DIRECTION:** WB

**CITY/STATE:** St. Paul, MN

**DATE:** Sep 1 2020

Start Time	Motorcycles	Cars & Trailer	2 Axle Long	Buses	2 Axle 6 Tire	3 Axle Single	4 Axle Single	<5 Axle Double	5 Axle Double	>6 Axle Double	<6 Axle Multi	6 Axle Multi	>6 Axle Multi	Not Classified	Total
06:00 PM	0	0	1	0	2	0	1	0	0	0	0	0	0		4
06:15 PM	0	0	2	0	0	0	0	0	0	0	0	0	0		2
06:30 PM	0	0	1	0	0	0	0	0	0	0	0	0	0		1
06:45 PM	0	1	2	0	1	0	0	0	0	0	0	0	0		4
07:00 PM	0	0	2	0	0	0	0	0	0	0	0	0	0		2
07:15 PM	0	0	2	0	1	0	0	0	0	0	0	0	0		3
07:30 PM	0	0	0	0	0	0	0	0	0	0	0	0	0		0
07:45 PM	0	0	3	0	0	0	0	0	0	0	0	0	0		3
08:00 PM	0	1	1	0	1	0	0	0	0	0	0	0	0		3
08:15 PM	0	0	2	0	1	0	0	0	0	0	0	0	0		3
08:30 PM	0	1	0	0	0	0	0	0	0	0	0	0	0		1
08:45 PM	0	0	0	0	0	0	0	0	0	0	0	0	0		0
09:00 PM	0	1	0	0	0	0	0	0	0	0	0	0	0		1
09:15 PM	0	0	2	0	0	0	0	0	0	0	0	0	0		2
09:30 PM	0	0	0	0	0	0	0	0	0	0	0	0	0		0
09:45 PM	0	0	0	0	1	0	0	0	0	0	0	0	0		1
10:00 PM	0	1	1	0	0	0	0	0	0	0	0	0	0		2
10:15 PM	0	0	0	0	0	0	0	0	0	0	0	0	0		0
10:30 PM	0	0	0	0	0	0	0	0	0	0	0	0	0		0
10:45 PM	0	0	0	0	0	0	0	0	0	0	0	0	0		0
11:00 PM	0	1	0	0	1	0	0	0	0	0	0	0	0		2
11:15 PM	0	0	2	0	0	0	0	0	0	0	0	0	0		2
11:30 PM	0	0	2	0	0	0	0	0	0	0	0	0	0		2
11:45 PM	0	0	0	0	0	0	0	0	0	0	0	0	0		0
<b>Day Total</b>	0	132	448	0	102	92	55	2	171	19	0	0	0		1021
<b>Percent</b>	0%	12.9%	43.9%	0%	10%	9%	5.4%	0.2%	16.7%	1.9%	0%	0%	0%		
<b>ADT 1021</b>															
<b>AM Peak 15-min Vol</b>	12:00 AM	11:15 AM	11:00 AM	12:00 AM	11:00 AM	10:45 AM	8:15 AM	10:15 AM	11:15 AM	11:45 AM	12:00 AM	12:00 AM	12:00 AM		10:00 AM
	0	6	16	0	6	6	3	1	10	4	0	0	0		37
<b>PM Peak 15-min Vol</b>	12:00 PM	3:30 PM	3:30 PM	12:00 PM	12:15 PM	12:30 PM	2:00 PM	12:30 PM	1:00 PM	12:00 PM	12:00 PM	12:00 PM	12:00 PM		12:00 PM
	0	8	22	0	6	5	5	1	6	1	0	0	0		37

**Comments:**

**LOCATION:** Witham Ave/Barge Channel Rd between Robie St and rail road crossing

**QC JOB #:** 15268501

**SPECIFIC LOCATION:**

**DIRECTION:** WB

**CITY/STATE:** St. Paul, MN

**DATE:** Sep 2 2020

Start Time	Motorcycles	Cars & Trailer	2 Axle Long	Buses	2 Axle 6 Tire	3 Axle Single	4 Axle Single	<5 Axle Double	5 Axle Double	>6 Axle Double	<6 Axle Multi	6 Axle Multi	>6 Axle Multi	Not Classified	Total
12:00 AM	0	0	2	0	0	0	0	0	0	0	0	0	0		2
12:15 AM	0	0	0	0	0	0	0	0	0	0	0	0	0		0
12:30 AM	0	0	1	0	0	0	0	0	0	0	0	0	0		1
12:45 AM	0	0	1	0	0	0	0	0	0	0	0	0	0		1
01:00 AM	0	0	1	0	1	0	0	0	0	0	0	0	0		2
01:15 AM	0	1	0	0	0	0	0	0	0	0	0	0	0		1
01:30 AM	0	0	0	0	0	0	0	0	0	0	0	0	0		0
01:45 AM	0	0	0	0	0	0	0	0	0	0	0	0	0		0
02:00 AM	0	0	0	0	1	0	0	0	0	0	0	0	0		1
02:15 AM	0	0	0	0	0	0	0	0	0	0	0	0	0		0
02:30 AM	0	0	0	0	0	0	0	0	0	0	0	0	0		0
02:45 AM	0	0	0	0	0	0	0	0	0	0	0	0	0		0
03:00 AM	0	0	0	0	0	0	0	0	0	0	0	0	0		0
03:15 AM	0	0	0	0	0	0	0	0	0	0	0	0	0		0
03:30 AM	0	0	0	0	0	0	0	0	0	0	0	0	0		0
03:45 AM	0	0	0	0	0	0	0	0	0	0	0	0	0		0
04:00 AM	0	0	0	0	0	0	0	0	0	0	0	0	0		0
04:15 AM	0	0	0	0	0	0	0	0	0	0	0	0	0		0
04:30 AM	0	0	0	0	0	0	0	0	0	0	0	0	0		0
04:45 AM	0	0	0	0	0	0	0	0	0	0	0	0	0		0
05:00 AM	0	0	1	0	0	0	0	0	0	0	0	0	0		1
05:15 AM	0	0	0	0	0	3	0	0	1	0	0	0	0		4
05:30 AM	0	0	0	0	1	0	0	0	0	0	0	0	0		1
05:45 AM	0	1	4	0	1	0	0	0	0	0	0	0	0		6
Day Total															
Percent															
ADT															
990															
AM Peak															
15-min Vol															
PM Peak															
15-min Vol															

**Comments:**

Type of report: Tube Count - Vehicle Classification Data

**LOCATION:** Witham Ave/Barge Channel Rd between Robie St and rail road crossing

**QC JOB #:** 15268501

**SPECIFIC LOCATION:**

**DIRECTION:** WB

**CITY/STATE:** St. Paul, MN

**DATE:** Sep 2 2020

Start Time	Motorcycles	Cars & Trailer	2 Axle Long	Buses	2 Axle 6 Tire	3 Axle Single	4 Axle Single	<5 Axle Double	5 Axle Double	>6 Axle Double	<6 Axle Multi	6 Axle Multi	>6 Axle Multi	Not Classified	Total
06:00 AM	0	0	1	0	0	1	0	0	3	0	0	0	0		5
06:15 AM	0	0	1	0	0	0	0	0	0	0	0	0	0		1
06:30 AM	0	1	0	0	0	0	0	0	2	0	0	0	0		3
06:45 AM	0	0	2	0	0	2	0	0	1	0	0	0	0		5
07:00 AM	0	1	4	0	1	2	0	0	4	1	0	0	0		13
07:15 AM	0	0	3	0	1	2	4	0	4	0	0	0	0		14
07:30 AM	0	1	3	0	0	1	1	0	5	0	0	0	0		11
07:45 AM	0	0	4	0	2	1	0	0	4	0	0	0	0		11
08:00 AM	0	1	5	0	0	3	0	0	6	0	0	0	0		15
08:15 AM	0	1	5	0	1	2	2	0	6	0	0	0	0		17
08:30 AM	0	0	5	0	2	4	1	0	6	0	0	0	0		18
08:45 AM	0	1	5	0	2	5	3	0	7	0	0	0	0		23
09:00 AM	0	1	4	0	0	1	3	0	5	0	0	0	0		14
09:15 AM	0	2	2	0	3	1	1	0	7	0	0	0	0		16
09:30 AM	0	2	6	0	3	2	1	0	0	0	0	0	0		14
09:45 AM	0	0	10	0	4	6	0	0	3	2	0	0	0		25
10:00 AM	0	1	9	0	5	3	0	0	7	1	0	0	0		26
10:15 AM	0	2	11	0	2	2	3	0	5	1	0	0	0		26
10:30 AM	0	2	9	0	3	4	2	0	5	1	0	0	0		26
10:45 AM	0	0	9	0	1	3	0	0	4	0	0	0	0		17
11:00 AM	0	3	10	0	1	3	3	0	3	0	0	0	0		23
11:15 AM	0	2	9	0	3	4	2	0	4	1	0	0	0		25
11:30 AM	0	3	16	0	1	2	1	0	11	2	0	0	0		36
11:45 AM	0	1	9	0	1	1	3	0	8	0	0	0	0		23
Day Total Percent															
ADT 990															
AM Peak 15-min Vol															
PM Peak 15-min Vol															

**Comments:**



Type of report: Tube Count - Vehicle Classification Data

**LOCATION:** Witham Ave/Barge Channel Rd between Robie St and rail road crossing

**QC JOB #:** 15268501

**SPECIFIC LOCATION:**

**DIRECTION:** WB

**CITY/STATE:** St. Paul, MN

**DATE:** Sep 2 2020

Start Time	Motorcycles	Cars & Trailer	2 Axle Long	Buses	2 Axle 6 Tire	3 Axle Single	4 Axle Single	<5 Axle Double	5 Axle Double	>6 Axle Double	<6 Axle Multi	6 Axle Multi	>6 Axle Multi	Not Classified	Total
12:00 PM	0	4	9	0	2	3	0	0	4	0	0	0	0		22
12:15 PM	0	5	12	0	2	5	1	0	3	0	0	0	0		28
12:30 PM	0	4	13	0	3	1	0	1	2	2	0	0	0		26
12:45 PM	0	4	12	0	2	4	3	0	7	0	0	0	0		32
01:00 PM	0	2	9	0	4	1	1	0	2	0	0	0	0		19
01:15 PM	0	3	11	0	2	5	2	0	6	1	0	0	0		30
01:30 PM	0	2	11	0	3	2	2	0	7	1	0	0	0		28
01:45 PM	0	6	14	0	2	3	2	1	6	1	0	0	0		35
02:00 PM	0	3	12	0	0	1	1	0	3	0	0	0	0		20
02:15 PM	0	4	9	0	5	0	2	0	3	1	0	0	0		24
02:30 PM	0	5	12	0	2	1	1	1	4	0	0	0	0		26
02:45 PM	0	4	12	0	3	0	3	0	4	2	0	0	0		28
03:00 PM	0	8	18	0	2	1	1	0	0	1	0	0	0		31
03:15 PM	0	2	10	0	1	1	1	0	1	1	0	0	0		17
03:30 PM	0	7	20	0	2	1	1	0	4	1	0	0	0		36
03:45 PM	0	0	10	0	1	0	0	0	2	0	0	0	0		13
04:00 PM	0	3	10	0	1	0	0	0	1	0	0	0	0		15
04:15 PM	0	7	21	0	1	0	0	0	1	0	0	0	0		30
04:30 PM	0	5	17	0	4	0	0	0	1	0	0	0	0		27
04:45 PM	0	1	4	0	0	1	0	0	0	0	0	0	0		6
05:00 PM	0	2	8	0	0	0	0	0	0	0	0	0	0		10
05:15 PM	0	1	4	0	1	1	0	0	2	0	0	0	0		9
05:30 PM	0	0	4	0	2	0	0	0	0	0	0	0	0		6
05:45 PM	0	0	1	0	1	0	0	0	0	0	0	0	0		2
Day Total Percent															
ADT 990															
AM Peak 15-min Vol															
PM Peak 15-min Vol															

**Comments:**

**LOCATION:** Witham Ave/Barge Channel Rd between Robie St and rail road crossing

**QC JOB #:** 15268501

**SPECIFIC LOCATION:**

**DIRECTION:** WB

**CITY/STATE:** St. Paul, MN

**DATE:** Sep 2 2020

Start Time	Motorcycles	Cars & Trailer	2 Axle Long	Buses	2 Axle 6 Tire	3 Axle Single	4 Axle Single	<5 Axle Double	5 Axle Double	>6 Axle Double	<6 Axle Multi	6 Axle Multi	>6 Axle Multi	Not Classified	Total
06:00 PM	0	2	4	0	0	0	1	0	0	0	0	0	0		7
06:15 PM	0	1	1	0	1	0	0	0	0	0	0	0	0		3
06:30 PM	1	2	5	0	0	0	0	0	0	0	0	0	0		8
06:45 PM	0	1	0	0	0	0	0	0	0	0	0	0	0		1
07:00 PM	0	0	0	0	0	1	0	0	0	0	0	0	0		1
07:15 PM	0	0	0	0	1	0	0	0	0	0	0	0	0		1
07:30 PM	0	1	1	0	0	0	0	0	0	0	0	0	0		2
07:45 PM	0	0	0	0	0	0	0	0	0	0	0	0	0		0
08:00 PM	0	0	2	0	0	0	0	0	0	0	0	0	0		2
08:15 PM	0	0	3	0	0	0	0	0	0	0	0	0	0		3
08:30 PM	0	0	0	0	0	0	0	0	0	0	0	0	0		0
08:45 PM	0	0	1	0	0	0	0	0	0	0	0	0	0		1
09:00 PM	0	0	0	0	0	0	0	0	0	0	0	0	0		0
09:15 PM	0	0	0	0	0	0	0	0	0	0	0	0	0		0
09:30 PM	0	0	3	0	1	0	0	0	0	0	0	0	0		4
09:45 PM	0	0	0	0	0	0	0	0	0	0	0	0	0		0
10:00 PM	0	0	3	0	1	0	0	0	0	0	0	0	0		4
10:15 PM	0	0	0	0	0	0	0	0	0	0	0	0	0		0
10:30 PM	0	0	0	0	1	0	0	0	0	0	0	0	0		1
10:45 PM	0	0	0	0	0	0	0	0	0	0	0	0	0		0
11:00 PM	0	0	0	0	0	0	0	0	0	0	0	0	0		0
11:15 PM	0	0	3	0	0	0	0	0	0	0	0	0	0		3
11:30 PM	0	0	1	0	1	0	0	0	0	0	0	0	0		2
11:45 PM	0	0	0	0	0	0	0	0	0	0	0	0	0		0
<b>Day Total</b>	1	116	442	0	92	90	52	3	174	20	0	0	0		990
<b>Percent</b>	0.1%	11.7%	44.6%	0%	9.3%	9.1%	5.3%	0.3%	17.6%	2%	0%	0%	0%		
<b>ADT</b> 990															
<b>AM Peak</b> 15-min Vol	12:00 AM	11:00 AM	11:30 AM	12:00 AM	10:00 AM	9:45 AM	7:15 AM	12:00 AM	11:30 AM	9:45 AM	12:00 AM	12:00 AM	12:00 AM		11:30 AM
	0	3	16	0	5	6	4	0	11	2	0	0	0		36
<b>PM Peak</b> 15-min Vol	6:30 PM	3:00 PM	4:15 PM	12:00 PM	2:15 PM	12:15 PM	12:45 PM	12:30 PM	12:45 PM	12:30 PM	12:00 PM	12:00 PM	12:00 PM		3:30 PM
	1	8	21	0	5	5	3	1	7	2	0	0	0		36

**Comments:**

**LOCATION:** Witham Ave/Barge Channel Rd between Robie St and rail road crossing

**QC JOB #:** 15268501

**SPECIFIC LOCATION:**

**DIRECTION:** WB

**CITY/STATE:** St. Paul, MN

**DATE:** Sep 3 2020

Start Time	Motorcycles	Cars & Trailer	2 Axle Long	Buses	2 Axle 6 Tire	3 Axle Single	4 Axle Single	<5 Axle Double	5 Axle Double	>6 Axle Double	<6 Axle Multi	6 Axle Multi	>6 Axle Multi	Not Classified	Total
12:00 AM	0	0	1	0	0	0	0	0	0	0	0	0	0		1
12:15 AM	0	0	0	0	0	0	0	0	0	0	0	0	0		0
12:30 AM	0	0	0	0	0	0	0	0	0	0	0	0	0		0
12:45 AM	0	0	0	0	0	0	0	0	0	0	0	0	0		0
01:00 AM	0	0	0	0	0	0	0	0	0	0	0	0	0		0
01:15 AM	0	0	0	0	1	0	0	0	0	0	0	0	0		1
01:30 AM	0	0	0	0	0	0	0	0	0	0	0	0	0		0
01:45 AM	0	0	1	0	0	0	0	0	0	0	0	0	0		1
02:00 AM	0	0	2	0	1	0	0	0	0	0	0	0	0		3
02:15 AM	0	0	1	0	0	0	0	0	0	0	0	0	0		1
02:30 AM	0	0	1	0	0	0	0	0	0	0	0	0	0		1
02:45 AM	0	0	1	0	0	0	0	0	0	0	0	0	0		1
03:00 AM	0	0	1	0	1	0	0	0	0	0	0	0	0		2
03:15 AM	0	0	1	0	0	0	0	0	0	0	0	0	0		1
03:30 AM	0	0	0	0	1	0	0	0	0	0	0	0	0		1
03:45 AM	0	0	0	0	0	0	0	0	1	0	0	0	0		1
04:00 AM	0	0	0	0	0	0	0	0	0	0	0	0	0		0
04:15 AM	0	0	0	0	0	0	0	0	0	0	0	0	0		0
04:30 AM	0	0	0	0	0	0	0	0	0	0	0	0	0		0
04:45 AM	0	0	1	0	0	0	0	0	0	0	0	0	0		1
05:00 AM	0	0	0	0	0	2	0	0	0	0	0	0	0		2
05:15 AM	0	0	0	0	1	0	0	0	0	0	0	0	0		1
05:30 AM	0	0	0	0	4	1	0	0	1	0	0	0	0		6
05:45 AM	0	0	3	0	0	0	0	0	0	0	0	0	0		3
Day Total Percent															
ADT 951															
AM Peak 15-min Vol															
PM Peak 15-min Vol															

**Comments:**

Type of report: Tube Count - Vehicle Classification Data

**LOCATION:** Witham Ave/Barge Channel Rd between Robie St and rail road crossing

**QC JOB #:** 15268501

**SPECIFIC LOCATION:**

**DIRECTION:** WB

**CITY/STATE:** St. Paul, MN

**DATE:** Sep 3 2020

Start Time	Motorcycles	Cars & Trailer	2 Axle Long	Buses	2 Axle 6 Tire	3 Axle Single	4 Axle Single	<5 Axle Double	5 Axle Double	>6 Axle Double	<6 Axle Multi	6 Axle Multi	>6 Axle Multi	Not Classified	Total
06:00 AM	0	1	1	0	0	0	0	0	2	0	0	0	0		4
06:15 AM	0	0	2	0	1	4	0	0	3	0	0	0	0		10
06:30 AM	0	0	1	0	0	0	0	0	1	0	0	0	0		2
06:45 AM	0	0	4	0	1	1	0	0	4	0	0	0	0		10
07:00 AM	0	0	0	0	0	1	0	0	2	0	0	0	0		3
07:15 AM	0	1	4	0	1	4	3	0	3	0	0	0	0		16
07:30 AM	0	3	6	0	3	2	4	0	8	0	0	0	0		26
07:45 AM	0	1	3	0	1	2	0	0	4	0	0	0	0		11
08:00 AM	0	1	3	0	2	1	0	0	3	2	0	0	0		12
08:15 AM	0	0	4	0	0	2	0	0	2	0	0	0	0		8
08:30 AM	0	1	4	0	0	2	2	0	4	1	0	0	0		14
08:45 AM	0	1	5	0	1	3	1	0	7	1	0	0	0		19
09:00 AM	0	0	7	0	2	4	0	0	4	2	0	0	0		19
09:15 AM	0	2	7	0	2	2	0	0	5	0	0	0	0		18
09:30 AM	0	1	6	0	1	2	1	0	3	1	0	0	0		15
09:45 AM	0	4	4	0	2	2	1	0	4	0	0	0	0		17
10:00 AM	0	2	10	0	5	3	3	0	4	0	0	0	0		27
10:15 AM	0	5	13	0	1	2	1	0	7	2	0	0	0		31
10:30 AM	0	1	6	0	3	2	1	0	4	1	0	0	0		18
10:45 AM	0	2	9	0	2	3	0	0	1	0	0	0	0		17
11:00 AM	0	6	15	0	4	3	2	0	4	0	0	0	0		34
11:15 AM	0	5	11	0	4	2	1	0	3	1	0	0	0		27
11:30 AM	0	1	4	0	4	3	0	0	7	0	0	0	0		19
11:45 AM	0	3	9	0	2	4	3	0	4	1	0	0	0		26
Day Total Percent															
ADT 951															
AM Peak 15-min Vol															
PM Peak 15-min Vol															

**Comments:**

Type of report: Tube Count - Vehicle Classification Data

**LOCATION:** Witham Ave/Barge Channel Rd between Robie St and rail road crossing

**QC JOB #:** 15268501

**SPECIFIC LOCATION:**

**DIRECTION:** WB

**CITY/STATE:** St. Paul, MN

**DATE:** Sep 3 2020

Start Time	Motorcycles	Cars & Trailer	2 Axle Long	Buses	2 Axle 6 Tire	3 Axle Single	4 Axle Single	<5 Axle Double	5 Axle Double	>6 Axle Double	<6 Axle Multi	6 Axle Multi	>6 Axle Multi	Not Classified	Total
12:00 PM	0	5	13	0	2	0	1	0	3	1	0	0	0		25
12:15 PM	0	5	12	0	4	1	1	0	4	0	0	0	0		27
12:30 PM	0	5	16	0	3	1	0	0	4	0	0	0	0		29
12:45 PM	0	2	9	0	6	1	0	1	3	0	0	0	0		22
01:00 PM	0	3	10	0	6	0	1	0	1	2	0	0	0		23
01:15 PM	0	2	8	0	3	6	1	0	3	0	0	0	0		23
01:30 PM	0	1	11	0	1	2	0	0	4	0	0	0	0		19
01:45 PM	0	3	10	0	2	1	2	0	2	1	0	0	0		21
02:00 PM	0	4	12	0	0	1	2	0	2	2	0	0	0		23
02:15 PM	0	6	10	0	4	1	3	0	0	0	0	0	0		24
02:30 PM	0	4	11	0	3	0	3	0	3	1	0	0	0		25
02:45 PM	0	2	14	0	0	0	3	0	2	1	0	0	0		22
03:00 PM	0	8	21	0	2	2	5	0	6	0	0	0	0		44
03:15 PM	0	6	14	0	3	0	3	0	2	0	0	0	0		28
03:30 PM	0	8	20	0	3	1	0	0	2	0	0	0	0		34
03:45 PM	0	0	9	0	1	0	4	1	1	1	0	0	0		17
04:00 PM	0	3	9	0	3	0	1	0	2	0	0	0	0		18
04:15 PM	0	7	19	0	1	0	1	0	1	0	0	0	0		29
04:30 PM	0	5	8	0	0	0	0	0	1	0	0	0	0		14
04:45 PM	0	1	4	0	2	0	0	1	0	0	0	0	0		8
05:00 PM	0	2	4	0	2	1	0	0	0	0	0	0	0		9
05:15 PM	0	0	2	0	1	1	0	0	0	0	0	0	0		4
05:30 PM	0	0	0	0	0	0	0	0	0	0	0	0	0		0
05:45 PM	0	0	0	0	0	0	0	0	0	0	0	0	0		0
Day Total Percent															
ADT 951															
AM Peak 15-min Vol															
PM Peak 15-min Vol															

**Comments:**

**LOCATION:** Witham Ave/Barge Channel Rd between Robie St and rail road crossing

**QC JOB #:** 15268501

**SPECIFIC LOCATION:**

**DIRECTION:** WB

**CITY/STATE:** St. Paul, MN

**DATE:** Sep 3 2020

Start Time	Motorcycles	Cars & Trailer	2 Axle Long	Buses	2 Axle 6 Tire	3 Axle Single	4 Axle Single	<5 Axle Double	5 Axle Double	>6 Axle Double	<6 Axle Multi	6 Axle Multi	>6 Axle Multi	Not Classified	Total
06:00 PM	0	0	3	0	0	1	0	0	0	0	0	0	0	0	4
06:15 PM	0	0	1	0	0	0	0	0	0	0	0	0	0	0	1
06:30 PM	0	0	0	0	1	0	0	0	0	0	0	0	0	0	1
06:45 PM	0	0	1	0	2	0	0	0	0	0	0	0	0	0	3
07:00 PM	0	0	0	0	0	0	0	0	0	0	0	0	0	0	0
07:15 PM	0	1	1	0	0	0	0	0	0	0	0	0	0	0	2
07:30 PM	0	0	3	0	0	0	0	0	0	0	0	0	0	0	3
07:45 PM	0	0	0	0	0	0	0	0	0	0	0	0	0	0	0
08:00 PM	0	1	2	0	0	0	0	0	0	0	0	0	0	0	3
08:15 PM	0	0	1	0	0	0	0	0	0	0	0	0	0	0	1
08:30 PM	0	0	0	0	0	0	0	0	0	0	0	0	0	0	0
08:45 PM	0	0	2	0	0	0	0	0	0	0	0	0	0	0	2
09:00 PM	0	0	0	0	1	0	0	0	0	0	0	0	0	0	1
09:15 PM	0	0	0	0	0	0	0	0	0	0	0	0	0	0	0
09:30 PM	0	0	0	0	0	0	0	0	0	0	0	0	0	0	0
09:45 PM	0	0	2	0	1	0	0	0	0	0	0	0	0	0	3
10:00 PM	0	0	0	0	0	0	0	0	0	0	0	0	0	0	0
10:15 PM	1	1	1	0	1	0	0	0	0	0	0	0	0	0	4
10:30 PM	0	0	0	0	0	0	0	0	0	0	0	0	0	0	0
10:45 PM	0	0	0	0	1	0	0	0	0	0	0	0	0	0	1
11:00 PM	0	0	0	0	1	0	0	0	0	0	0	0	0	0	1
11:15 PM	0	0	0	0	0	0	0	0	0	0	0	0	0	0	0
11:30 PM	0	1	1	0	0	0	0	0	0	0	0	0	0	0	2
11:45 PM	0	0	0	0	1	0	0	0	0	0	0	0	0	0	1
<b>Day Total</b>	1	127	415	0	112	77	54	3	141	21	0	0	0		951
<b>Percent</b>	0.1%	13.4%	43.6%	0%	11.8%	8.1%	5.7%	0.3%	14.8%	2.2%	0%	0%	0%		
<b>ADT</b> 951															
<b>AM Peak</b> 15-min Vol	12:00 AM	11:00 AM	11:00 AM	12:00 AM	10:00 AM	6:15 AM	7:30 AM	12:00 AM	7:30 AM	8:00 AM	12:00 AM	12:00 AM	12:00 AM		11:00 AM
	0	6	15	0	5	4	4	0	8	2	0	0	0		34
<b>PM Peak</b> 15-min Vol	10:15 PM	3:00 PM	3:00 PM	12:00 PM	12:45 PM	1:15 PM	3:00 PM	12:45 PM	3:00 PM	1:00 PM	12:00 PM	12:00 PM	12:00 PM		3:00 PM
	1	8	21	0	6	6	5	1	6	2	0	0	0		44

**Comments:**

Type of report: Tube Count - Vehicle Classification Data

**LOCATION:** Witham Ave/Barge Channel Rd between Robie St and rail road crossing

**QC JOB #:** 15268501

**SPECIFIC LOCATION:**

**DIRECTION:** WB

**CITY/STATE:** St. Paul, MN

**DATE:** Sep 4 2020

Start Time	Motorcycles	Cars & Trailer	2 Axle Long	Buses	2 Axle 6 Tire	3 Axle Single	4 Axle Single	<5 Axle Double	5 Axle Double	>6 Axle Double	<6 Axle Multi	6 Axle Multi	>6 Axle Multi	Not Classified	Total
12:00 AM	0	0	1	0	0	0	0	0	0	0	0	0	0		1
12:15 AM	0	0	1	0	0	0	0	0	0	0	0	0	0		1
12:30 AM	0	0	0	0	0	0	0	0	0	0	0	0	0		0
12:45 AM	0	0	0	0	0	0	0	0	0	0	0	0	0		0
01:00 AM	0	0	0	0	0	0	0	0	0	0	0	0	0		0
01:15 AM	0	0	0	0	0	0	0	0	0	0	0	0	0		0
01:30 AM	0	0	2	0	0	0	0	0	0	0	0	0	0		2
01:45 AM	0	0	0	0	0	0	0	0	0	0	0	0	0		0
02:00 AM	0	0	0	0	1	0	0	0	0	0	0	0	0		1
02:15 AM	0	0	1	0	0	0	0	0	0	0	0	0	0		1
02:30 AM	0	0	0	0	0	0	0	0	0	0	0	0	0		0
02:45 AM	0	0	0	0	0	0	0	0	0	0	0	0	0		0
03:00 AM	0	0	0	0	0	0	0	0	0	0	0	0	0		0
03:15 AM	0	0	0	0	0	0	0	0	0	0	0	0	0		0
03:30 AM	0	0	0	0	0	0	0	0	0	0	0	0	0		0
03:45 AM	0	0	0	0	0	0	0	0	0	0	0	0	0		0
04:00 AM	0	0	0	0	0	0	0	0	0	0	0	0	0		0
04:15 AM	0	0	0	0	0	0	0	0	0	0	0	0	0		0
04:30 AM	0	0	1	0	0	0	0	0	0	0	0	0	0		1
04:45 AM	0	0	1	0	0	0	0	0	1	0	0	0	0		2
05:00 AM	0	0	0	0	0	0	0	0	0	0	0	0	0		0
05:15 AM	0	0	0	0	0	1	0	0	2	0	0	0	0		3
05:30 AM	0	0	0	0	0	0	0	0	0	0	0	0	0		0
05:45 AM	0	0	3	0	0	0	0	0	0	0	0	0	0		3
Day Total Percent															
ADT 901															
AM Peak 15-min Vol															
PM Peak 15-min Vol															

**Comments:**

Type of report: Tube Count - Vehicle Classification Data

**LOCATION:** Witham Ave/Barge Channel Rd between Robie St and rail road crossing

**QC JOB #:** 15268501

**SPECIFIC LOCATION:**

**DIRECTION:** WB

**CITY/STATE:** St. Paul, MN

**DATE:** Sep 4 2020

Start Time	Motorcycles	Cars & Trailer	2 Axle Long	Buses	2 Axle 6 Tire	3 Axle Single	4 Axle Single	<5 Axle Double	5 Axle Double	>6 Axle Double	<6 Axle Multi	6 Axle Multi	>6 Axle Multi	Not Classified	Total
06:00 AM	0	0	0	0	0	0	0	0	1	0	0	0	0		1
06:15 AM	0	0	0	0	0	0	0	0	1	0	0	0	0		1
06:30 AM	0	0	1	0	0	3	0	0	3	1	0	0	0		8
06:45 AM	0	1	2	0	1	1	0	0	0	0	0	0	0		5
07:00 AM	0	1	0	0	0	0	0	0	0	0	0	0	0		1
07:15 AM	0	0	8	0	1	1	1	0	8	0	0	0	0		19
07:30 AM	0	0	4	0	1	0	0	0	3	0	0	0	0		8
07:45 AM	0	0	4	0	2	2	0	0	3	0	0	0	0		11
08:00 AM	0	0	4	0	2	2	0	0	1	0	0	0	0		9
08:15 AM	0	4	7	0	2	2	1	0	3	0	0	0	0		19
08:30 AM	0	1	7	0	3	2	0	0	4	1	0	0	0		18
08:45 AM	0	1	4	0	2	2	0	0	5	1	0	0	0		15
09:00 AM	0	2	6	0	2	2	0	0	7	0	0	0	0		19
09:15 AM	0	2	11	0	0	2	0	0	0	0	0	0	0		15
09:30 AM	0	0	3	0	4	2	0	0	3	0	0	0	0		12
09:45 AM	0	2	15	0	2	2	0	0	4	1	0	0	0		26
10:00 AM	0	2	6	0	1	0	0	0	3	0	0	0	0		12
10:15 AM	0	3	13	0	4	6	0	0	7	1	0	0	0		34
10:30 AM	0	1	9	0	1	3	0	0	1	3	0	0	0		18
10:45 AM	0	3	8	0	0	2	0	0	6	0	0	0	0		19
11:00 AM	0	6	16	0	4	2	1	0	4	0	0	0	0		33
11:15 AM	0	1	9	0	2	4	0	0	5	0	0	0	0		21
11:30 AM	0	5	19	0	2	1	1	0	4	0	0	0	0		32
11:45 AM	0	2	13	0	1	2	0	0	5	0	0	0	0		23
Day Total Percent															
ADT 901															
AM Peak 15-min Vol															
PM Peak 15-min Vol															

**Comments:**



Type of report: Tube Count - Vehicle Classification Data

**LOCATION:** Witham Ave/Barge Channel Rd between Robie St and rail road crossing

**QC JOB #:** 15268501

**SPECIFIC LOCATION:**

**DIRECTION:** WB

**CITY/STATE:** St. Paul, MN

**DATE:** Sep 4 2020

Start Time	Motorcycles	Cars & Trailer	2 Axle Long	Buses	2 Axle 6 Tire	3 Axle Single	4 Axle Single	<5 Axle Double	5 Axle Double	>6 Axle Double	<6 Axle Multi	6 Axle Multi	>6 Axle Multi	Not Classified	Total
12:00 PM	0	5	14	0	6	1	1	0	6	0	0	0	0		33
12:15 PM	0	4	11	0	2	0	0	0	1	0	0	0	0		18
12:30 PM	0	7	13	0	0	2	0	0	2	0	0	0	0		24
12:45 PM	0	4	13	0	2	1	0	0	5	0	0	0	0		25
01:00 PM	0	2	12	0	4	2	0	0	8	0	0	0	0		28
01:15 PM	0	6	11	0	3	2	0	0	3	0	0	0	0		25
01:30 PM	0	7	14	0	6	1	0	0	2	1	0	0	0		31
01:45 PM	0	2	14	0	3	1	0	0	1	0	0	0	0		21
02:00 PM	0	5	13	0	2	3	0	0	2	0	0	0	0		25
02:15 PM	0	4	11	0	2	1	0	0	4	0	0	0	0		22
02:30 PM	0	2	12	0	2	3	0	1	7	0	0	0	0		27
02:45 PM	0	5	11	0	3	0	0	0	3	0	0	0	0		22
03:00 PM	0	5	19	0	3	2	1	0	1	0	0	0	0		31
03:15 PM	0	2	13	0	2	1	0	0	2	0	0	0	0		20
03:30 PM	0	9	21	0	0	0	0	0	0	0	0	0	0		30
03:45 PM	0	2	7	0	2	1	0	0	0	0	0	0	0		12
04:00 PM	0	3	6	0	2	0	0	0	0	0	0	0	0		11
04:15 PM	0	9	23	0	0	0	0	0	1	0	0	0	0		33
04:30 PM	0	4	10	0	0	0	0	0	0	0	0	0	0		14
04:45 PM	0	0	4	0	0	0	0	0	0	0	0	0	0		4
05:00 PM	0	1	5	0	1	0	0	0	0	0	0	0	0		7
05:15 PM	1	0	3	0	0	1	0	0	0	0	0	0	0		5
05:30 PM	0	0	0	0	0	0	0	0	0	0	0	0	0		0
05:45 PM	0	1	1	0	1	0	0	0	0	0	0	0	0		3
Day Total Percent															
ADT 901															
AM Peak 15-min Vol															
PM Peak 15-min Vol															

**Comments:**

**LOCATION:** Witham Ave/Barge Channel Rd between Robie St and rail road crossing

**QC JOB #:** 15268501

**SPECIFIC LOCATION:**

**DIRECTION:** WB

**CITY/STATE:** St. Paul, MN

**DATE:** Sep 4 2020

Start Time	Motorcycles	Cars & Trailer	2 Axle Long	Buses	2 Axle 6 Tire	3 Axle Single	4 Axle Single	<5 Axle Double	5 Axle Double	>6 Axle Double	<6 Axle Multi	6 Axle Multi	>6 Axle Multi	Not Classified	Total
06:00 PM	0	0	0	0	0	0	0	0	0	0	0	0	0	0	0
06:15 PM	0	0	2	0	2	0	0	0	0	0	0	0	0	0	4
06:30 PM	0	0	0	0	0	0	0	0	0	0	0	0	0	0	0
06:45 PM	0	0	2	0	0	0	0	0	0	0	0	0	0	0	2
07:00 PM	0	0	2	0	2	0	0	0	1	0	0	0	0	0	5
07:15 PM	0	2	1	0	2	0	0	0	0	0	0	0	0	0	5
07:30 PM	0	0	0	0	0	0	0	0	0	0	0	0	0	0	0
07:45 PM	0	0	2	0	0	0	0	0	0	0	0	0	0	0	2
08:00 PM	0	0	1	0	1	0	0	0	0	0	0	0	0	0	2
08:15 PM	0	1	1	0	2	0	0	0	0	0	0	0	0	0	4
08:30 PM	0	0	1	0	1	0	0	0	0	0	0	0	0	0	2
08:45 PM	0	0	1	0	0	0	0	0	0	0	0	0	0	0	1
09:00 PM	0	0	0	0	0	0	0	0	0	0	0	0	0	0	0
09:15 PM	0	0	0	0	0	0	0	0	0	0	0	0	0	0	0
09:30 PM	0	1	2	0	0	0	0	0	0	0	0	0	0	0	3
09:45 PM	0	0	0	0	0	0	0	0	0	0	0	0	0	0	0
10:00 PM	0	0	0	0	1	0	0	0	0	0	0	0	0	0	1
10:15 PM	0	0	1	0	0	0	0	0	0	0	0	0	0	0	1
10:30 PM	0	0	0	0	0	0	0	0	0	0	0	0	0	0	0
10:45 PM	0	0	0	0	0	0	0	0	0	0	0	0	0	0	0
11:00 PM	0	0	0	0	0	0	0	0	0	0	0	0	0	0	0
11:15 PM	0	0	0	0	1	0	0	0	0	0	0	0	0	0	1
11:30 PM	0	1	1	0	0	0	0	0	0	0	0	0	0	0	2
11:45 PM	0	0	0	0	1	0	0	0	0	0	0	0	0	0	1
<b>Day Total</b>	1	131	457	0	97	66	6	1	133	9	0	0	0		901
<b>Percent</b>	0.1%	14.5%	50.7%	0%	10.8%	7.3%	0.7%	0.1%	14.8%	1%	0%	0%	0%		
<b>ADT</b> 901															
<b>AM Peak</b> 15-min Vol	12:00 AM 0	11:00 AM 6	11:30 AM 19	12:00 AM 0	9:30 AM 4	10:15 AM 6	7:15 AM 1	12:00 AM 0	7:15 AM 8	10:30 AM 3	12:00 AM 0	12:00 AM 0	12:00 AM 0		10:15 AM 34
<b>PM Peak</b> 15-min Vol	5:15 PM 1	3:30 PM 9	4:15 PM 23	12:00 PM 0	12:00 PM 6	2:00 PM 3	12:00 PM 1	2:30 PM 1	1:00 PM 8	1:30 PM 1	12:00 PM 0	12:00 PM 0	12:00 PM 0		12:00 PM 33

**Comments:**

**LOCATION:** Witham Ave/Barge Channel Rd between Robie St and rail road crossing **QC JOB #:** 15268501  
**SPECIFIC LOCATION:** **DIRECTION:** WB  
**CITY/STATE:** St. Paul, MN **DATE:** Aug 31 2020

	Motorcycles	Cars & Trailer	2 Axle Long	Buses	2 Axle 6 Tire	3 Axle Single	4 Axle Single	<5 Axle Double	5 Axle Double	>6 Axle Double	<6 Axle Multi	6 Axle Multi	>6 Axle Multi	Not Classified	Total
<b>Grand Total</b>	3	634	2268	0	509	408	189	11	760	79	0	0	0		4861
<b>Percent</b>	0.1%	13%	46.7%	0%	10.5%	8.4%	3.9%	0.2%	15.6%	1.6%	0%	0%	0%		
<b>ADT 972</b>															

*Comments:*



Type of report: Tube Count - Volume Data

LOCATION: Witham Ave/Barge Channel Rd between Robie St and rail road crossing							QC JOB #: 15268501			
SPECIFIC LOCATION:							DIRECTION: WB			
CITY/STATE: St. Paul, MN							DATE: Aug 31 2020 - Sep 4 2020			
Start Time	Mon 31 Aug 20	Tue 1 Sep 20	Wed 2 Sep 20	Thu 3 Sep 20	Fri 4 Sep 20	Average Weekday 15-min Traffic	Sat	Sun	Average Week 15-min Traffic	Average Week Profile
12:00 AM	1	1	2	1	1	1			1	
12:15 AM	1	0	0	0	1	0			0	
12:30 AM	0	1	1	0	0	0			0	
12:45 AM	0	0	1	0	0	0			0	
01:00 AM	1	0	2	0	0	1			1	
01:15 AM	0	2	1	1	0	1			1	
01:30 AM	0	0	0	0	2	0			0	
01:45 AM	1	0	0	1	0	0			0	
02:00 AM	0	3	1	3	1	2			2	
02:15 AM	1	0	0	1	1	1			1	
02:30 AM	2	1	0	1	0	1			1	
02:45 AM	0	0	0	1	0	0			0	
03:00 AM	0	1	0	2	0	1			1	
03:15 AM	0	1	0	1	0	0			0	
03:30 AM	1	0	0	1	0	0			0	
03:45 AM	0	0	0	1	0	0			0	
04:00 AM	1	0	0	0	0	0			0	
04:15 AM	0	0	0	0	0	0			0	
04:30 AM	1	2	0	0	1	1			1	
04:45 AM	2	1	0	1	2	1			1	
05:00 AM	1	1	1	2	0	1			1	
05:15 AM	3	5	4	1	3	3			3	
05:30 AM	0	5	1	6	0	2			2	
05:45 AM	3	4	6	3	3	4			4	
Day Total										
% Weekday Average										
% Week Average										
AM Peak 15-min Vol										
PM Peak 15-min Vol										
Comments:										

LOCATION: Witham Ave/Barge Channel Rd between Robie St and rail road crossing							QC JOB #: 15268501			
SPECIFIC LOCATION:							DIRECTION: WB			
CITY/STATE: St. Paul, MN							DATE: Aug 31 2020 - Sep 4 2020			
Start Time	Mon 31 Aug 20	Tue 1 Sep 20	Wed 2 Sep 20	Thu 3 Sep 20	Fri 4 Sep 20	Average Weekday 15-min Traffic	Sat	Sun	Average Week 15-min Traffic	Average Week Profile
06:00 AM	1	1	5	4	1	2			2	
06:15 AM	6	2	1	10	1	4			4	
06:30 AM	7	5	3	2	8	5			5	
06:45 AM	5	10	5	10	5	7			7	
07:00 AM	10	7	13	3	1	7			7	
07:15 AM	3	20	14	16	19	14			14	
07:30 AM	16	22	11	26	8	17			17	
07:45 AM	12	11	11	11	11	11			11	
08:00 AM	11	11	15	12	9	12			12	
08:15 AM	13	13	17	8	19	14			14	
08:30 AM	16	9	18	14	18	15			15	
08:45 AM	10	15	23	19	15	16			16	
09:00 AM	21	25	14	19	19	20			20	
09:15 AM	21	19	16	18	15	18			18	
09:30 AM	19	21	14	15	12	16			16	
09:45 AM	19	22	25	17	26	22			22	
10:00 AM	29	37	26	27	12	26			26	
10:15 AM	24	26	26	31	34	28			28	
10:30 AM	27	25	26	18	18	23			23	
10:45 AM	19	21	17	17	19	19			19	
11:00 AM	26	35	23	34	33	30			30	
11:15 AM	24	34	25	27	21	26			26	
11:30 AM	17	24	36	19	32	26			26	
11:45 AM	24	29	23	26	23	25			25	
Day Total										
% Weekday Average										
% Week Average										
AM Peak 15-min Vol										
PM Peak 15-min Vol										
Comments:										

LOCATION: Witham Ave/Barge Channel Rd between Robie St and rail road crossing							QC JOB #: 15268501			
SPECIFIC LOCATION:							DIRECTION: WB			
CITY/STATE: St. Paul, MN							DATE: Aug 31 2020 - Sep 4 2020			
Start Time	Mon 31 Aug 20	Tue 1 Sep 20	Wed 2 Sep 20	Thu 3 Sep 20	Fri 4 Sep 20	Average Weekday 15-min Traffic	Sat	Sun	Average Week 15-min Traffic	Average Week Profile
12:00 PM	32	37	22	25	33	30			30	
12:15 PM	26	20	28	27	18	24			24	
12:30 PM	22	30	26	29	24	26			26	
12:45 PM	27	17	32	22	25	25			25	
01:00 PM	30	29	19	23	28	26			26	
01:15 PM	23	25	30	23	25	25			25	
01:30 PM	20	26	28	19	31	25			25	
01:45 PM	30	27	35	21	21	27			27	
02:00 PM	38	25	20	23	25	26			26	
02:15 PM	20	23	24	24	22	23			23	
02:30 PM	27	24	26	25	27	26			26	
02:45 PM	32	20	28	22	22	25			25	
03:00 PM	33	26	31	44	31	33			33	
03:15 PM	29	30	17	28	20	25			25	
03:30 PM	36	32	36	34	30	34			34	
03:45 PM	16	21	13	17	12	16			16	
04:00 PM	19	14	15	18	11	15			15	
04:15 PM	41	28	30	29	33	32			32	
04:30 PM	18	16	27	14	14	18			18	
04:45 PM	6	15	6	8	4	8			8	
05:00 PM	9	15	10	9	7	10			10	
05:15 PM	4	1	9	4	5	5			5	
05:30 PM	4	9	6	0	0	4			4	
05:45 PM	5	1	2	0	3	2			2	
Day Total										
% Weekday Average										
% Week Average										
AM Peak 15-min Vol										
PM Peak 15-min Vol										
Comments:										

LOCATION: Witham Ave/Barge Channel Rd between Robie St and rail road crossing							QC JOB #: 15268501			
SPECIFIC LOCATION:							DIRECTION: WB			
CITY/STATE: St. Paul, MN							DATE: Aug 31 2020 - Sep 4 2020			
Start Time	Mon 31 Aug 20	Tue 1 Sep 20	Wed 2 Sep 20	Thu 3 Sep 20	Fri 4 Sep 20	Average Weekday 15-min Traffic	Sat	Sun	Average Week 15-min Traffic	Average Week Profile
06:00 PM	7	4	7	4	0	4			4	
06:15 PM	3	2	3	1	4	3			3	
06:30 PM	9	1	8	1	0	4			4	
06:45 PM	0	4	1	3	2	2			2	
07:00 PM	5	2	1	0	5	3			3	
07:15 PM	4	3	1	2	5	3			3	
07:30 PM	2	0	2	3	0	1			1	
07:45 PM	1	3	0	0	2	1			1	
08:00 PM	2	3	2	3	2	2			2	
08:15 PM	2	3	3	1	4	3			3	
08:30 PM	4	1	0	0	2	1			1	
08:45 PM	4	0	1	2	1	2			2	
09:00 PM	0	1	0	1	0	0			0	
09:15 PM	3	2	0	0	0	1			1	
09:30 PM	0	0	4	0	3	1			1	
09:45 PM	0	1	0	3	0	1			1	
10:00 PM	0	2	4	0	1	1			1	
10:15 PM	0	0	0	4	1	1			1	
10:30 PM	0	0	1	0	0	0			0	
10:45 PM	1	0	0	1	0	0			0	
11:00 PM	0	2	0	1	0	1			1	
11:15 PM	3	2	3	0	1	2			2	
11:30 PM	1	2	2	2	2	2			2	
11:45 PM	1	0	0	1	1	1			1	
<b>Day Total</b>	998	1021	990	951	901	973			973	
% Weekday Average	102.6%	104.9%	101.7%	97.7%	92.6%					
% Week Average	102.6%	104.9%	101.7%	97.7%	92.6%	100%				
AM Peak 15-min Vol	10:00 AM 29	10:00 AM 37	11:30 AM 36	11:00 AM 34	10:15 AM 34	11:00 AM 30			11:00 AM 30	
PM Peak 15-min Vol	4:15 PM 41	12:00 PM 37	3:30 PM 36	3:00 PM 44	12:00 PM 33	3:30 PM 34			3:30 PM 34	

Comments:

**LOCATION:** Witham Ave/Barge Channel Rd between Robie St and rail road crossing  
**SPECIFIC LOCATION:**  
**CITY/STATE:** St. Paul, MN

**QC JOB #:** 15268501  
**DIRECTION:** EB, WB  
**DATE:** Aug 31 2020

Start Time	Motorcycles	Cars & Trailer	2 Axle Long	Buses	2 Axle 6 Tire	3 Axle Single	4 Axle Single	<5 Axle Double	5 Axle Double	>6 Axle Double	<6 Axle Multi	6 Axle Multi	>6 Axle Multi	Not Classified	Total
12:00 AM	0	0	0	0	1	0	0	0	0	0	0	0	0	0	1
12:15 AM	0	0	1	0	0	0	0	0	0	0	0	0	0	0	1
12:30 AM	0	0	0	0	0	0	0	0	0	0	0	0	0	0	0
12:45 AM	0	0	1	0	0	0	0	0	0	0	0	0	0	0	1
01:00 AM	0	0	2	0	0	0	0	0	0	0	0	0	0	0	2
01:15 AM	0	0	0	0	0	0	0	0	0	0	0	0	0	0	0
01:30 AM	0	0	0	0	0	0	0	0	0	0	0	0	0	0	0
01:45 AM	0	0	2	0	0	0	0	0	0	0	0	0	0	0	2
02:00 AM	0	0	0	0	0	0	0	0	0	0	0	0	0	0	0
02:15 AM	0	0	3	0	1	0	0	0	0	0	0	0	0	0	4
02:30 AM	0	0	1	0	1	0	0	0	0	0	0	0	0	0	2
02:45 AM	0	0	1	0	0	0	0	0	0	0	0	0	0	0	1
03:00 AM	0	0	0	0	0	0	0	0	0	0	0	0	0	0	0
03:15 AM	0	0	1	0	0	0	0	0	0	0	0	0	0	0	1
03:30 AM	0	1	0	0	0	0	0	0	0	0	0	0	0	0	1
03:45 AM	0	0	0	0	0	0	0	0	0	0	0	0	0	0	0
04:00 AM	0	1	2	0	0	0	0	0	0	0	0	0	0	0	3
04:15 AM	0	0	0	0	1	0	0	0	0	0	0	0	0	0	1
04:30 AM	0	0	1	0	1	0	0	0	1	0	0	0	0	0	3
04:45 AM	0	0	2	0	1	0	0	0	0	0	0	0	0	0	3
05:00 AM	0	0	2	0	1	0	0	0	0	0	0	0	0	0	3
05:15 AM	0	0	1	0	0	1	0	0	4	0	0	0	0	0	6
05:30 AM	0	4	8	0	0	0	0	0	4	0	0	0	0	0	16
05:45 AM	0	6	14	0	0	0	0	0	1	0	0	0	0	0	21
Day Total Percent															
ADT 1987															
AM Peak 15-min Vol															
PM Peak 15-min Vol															

*Comments:*



Type of report: Tube Count - Vehicle Classification Data

**LOCATION:** Witham Ave/Barge Channel Rd between Robie St and rail road crossing

**QC JOB #:** 15268501

**SPECIFIC LOCATION:**

**DIRECTION:** EB, WB

**CITY/STATE:** St. Paul, MN

**DATE:** Aug 31 2020

Start Time	Motorcycles	Cars & Trailer	2 Axle Long	Buses	2 Axle 6 Tire	3 Axle Single	4 Axle Single	<5 Axle Double	5 Axle Double	>6 Axle Double	<6 Axle Multi	6 Axle Multi	>6 Axle Multi	Not Classified	Total
06:00 AM	0	3	10	0	0	1	0	0	2	0	0	0	0	0	16
06:15 AM	0	3	10	0	0	0	0	0	3	0	0	0	0	0	16
06:30 AM	0	4	15	0	0	1	0	0	4	1	0	0	0	0	25
06:45 AM	0	5	8	0	2	5	0	0	1	0	0	0	0	0	21
07:00 AM	0	1	12	0	2	0	0	0	6	0	0	0	0	0	21
07:15 AM	0	0	4	0	1	2	0	0	1	0	0	0	0	0	8
07:30 AM	0	2	20	0	4	7	0	0	9	1	0	0	0	0	43
07:45 AM	0	3	4	0	3	3	2	0	6	0	0	0	0	0	21
08:00 AM	0	1	15	0	3	4	3	0	6	2	0	0	0	0	34
08:15 AM	0	0	12	0	3	2	1	0	5	0	0	0	0	0	23
08:30 AM	0	2	17	0	4	7	0	0	10	1	0	0	0	0	41
08:45 AM	0	0	13	0	1	8	0	0	8	1	0	0	0	0	31
09:00 AM	0	2	18	0	3	5	1	0	10	0	0	0	0	0	39
09:15 AM	0	4	16	0	2	9	1	0	6	1	0	0	0	0	39
09:30 AM	0	2	20	0	9	9	2	0	5	0	0	0	0	0	47
09:45 AM	0	3	17	0	5	2	2	0	8	1	0	0	0	0	38
10:00 AM	0	6	18	0	9	5	1	0	13	1	0	0	0	0	53
10:15 AM	0	7	30	0	7	7	0	0	9	1	0	0	0	0	61
10:30 AM	0	6	20	0	7	9	1	0	12	0	0	0	0	0	55
10:45 AM	0	3	20	0	3	8	0	0	5	0	0	0	0	0	39
11:00 AM	0	6	20	0	5	3	1	1	3	0	0	0	0	0	39
11:15 AM	0	5	16	0	2	5	3	0	10	0	0	0	0	0	41
11:30 AM	0	6	20	0	8	5	2	0	4	0	0	0	0	0	45
11:45 AM	0	5	18	0	6	4	1	0	13	1	0	0	0	0	48
Day Total Percent															
ADT 1987															
AM Peak 15-min Vol															
PM Peak 15-min Vol															

**Comments:**

Type of report: Tube Count - Vehicle Classification Data

**LOCATION:** Witham Ave/Barge Channel Rd between Robie St and rail road crossing

**QC JOB #:** 15268501

**SPECIFIC LOCATION:**

**DIRECTION:** EB, WB

**CITY/STATE:** St. Paul, MN

**DATE:** Aug 31 2020

Start Time	Motorcycles	Cars & Trailer	2 Axle Long	Buses	2 Axle 6 Tire	3 Axle Single	4 Axle Single	<5 Axle Double	5 Axle Double	>6 Axle Double	<6 Axle Multi	6 Axle Multi	>6 Axle Multi	Not Classified	Total
12:00 PM	0	9	31	0	6	5	0	0	9	1	0	0	0	0	61
12:15 PM	0	12	26	0	6	0	1	0	4	0	0	0	0	0	49
12:30 PM	0	8	24	0	4	5	2	0	4	0	0	0	0	0	47
12:45 PM	0	9	28	0	4	4	1	0	5	0	0	0	0	0	51
01:00 PM	0	9	26	0	4	7	1	0	11	0	0	0	0	0	58
01:15 PM	0	6	24	0	7	5	0	1	10	2	0	0	0	0	55
01:30 PM	0	6	25	0	3	4	0	0	14	0	0	0	0	0	52
01:45 PM	0	6	28	0	4	5	0	0	9	1	0	0	0	0	53
02:00 PM	0	10	37	0	7	5	1	0	4	3	0	0	0	0	67
02:15 PM	0	6	28	0	4	3	1	0	9	3	0	0	0	0	54
02:30 PM	0	8	23	0	6	3	1	0	9	1	0	0	0	0	51
02:45 PM	0	8	26	0	5	2	2	0	8	2	0	0	0	0	53
03:00 PM	0	10	30	0	2	2	1	0	2	1	0	0	0	0	48
03:15 PM	0	7	23	0	4	2	0	0	6	1	0	0	0	0	43
03:30 PM	0	9	36	0	5	4	2	0	1	0	0	0	0	0	57
03:45 PM	0	5	19	0	2	1	0	0	1	0	0	0	0	0	28
04:00 PM	0	5	19	0	4	0	1	1	1	0	0	0	0	0	31
04:15 PM	0	9	33	0	4	1	1	0	2	0	0	0	0	0	50
04:30 PM	0	4	15	0	4	1	0	0	0	0	0	0	0	0	24
04:45 PM	0	2	6	0	2	0	0	0	0	0	0	0	0	0	10
05:00 PM	0	0	10	0	2	0	0	0	1	0	0	0	0	0	13
05:15 PM	0	1	5	0	2	0	0	0	0	0	0	0	0	0	8
05:30 PM	0	3	3	0	4	1	0	0	2	0	0	0	0	0	13
05:45 PM	0	1	3	0	4	0	0	0	0	0	0	0	0	0	8
Day Total															
Percent															
ADT 1987															
AM Peak 15-min Vol															
PM Peak 15-min Vol															

**Comments:**

**LOCATION:** Witham Ave/Barge Channel Rd between Robie St and rail road crossing

**QC JOB #:** 15268501

**SPECIFIC LOCATION:**

**DIRECTION:** EB, WB

**CITY/STATE:** St. Paul, MN

**DATE:** Aug 31 2020

Start Time	Motorcycles	Cars & Trailer	2 Axle Long	Buses	2 Axle 6 Tire	3 Axle Single	4 Axle Single	<5 Axle Double	5 Axle Double	>6 Axle Double	<6 Axle Multi	6 Axle Multi	>6 Axle Multi	Not Classified	Total
06:00 PM	0	2	2	0	5	1	0	0	0	0	0	0	0	0	10
06:15 PM	0	0	5	0	1	0	0	0	0	0	0	0	0	0	6
06:30 PM	0	0	14	0	1	0	0	0	0	0	0	0	0	0	15
06:45 PM	0	1	0	0	1	0	0	0	0	0	0	0	0	0	2
07:00 PM	0	0	3	0	3	0	0	0	0	0	0	0	0	0	6
07:15 PM	0	2	2	0	1	0	0	0	0	0	0	0	0	0	5
07:30 PM	0	0	4	0	0	0	0	0	0	0	0	0	0	0	4
07:45 PM	0	1	1	0	0	0	0	0	0	0	0	0	0	0	2
08:00 PM	0	1	3	0	0	0	0	0	0	0	0	0	0	0	4
08:15 PM	0	1	3	0	0	0	0	0	0	0	0	0	0	0	4
08:30 PM	0	0	5	0	0	0	0	0	0	0	0	0	0	0	5
08:45 PM	0	0	7	0	0	0	0	0	0	0	0	0	0	0	7
09:00 PM	0	1	0	0	0	0	0	0	0	0	0	0	0	0	1
09:15 PM	0	1	3	0	0	0	0	0	0	0	0	0	0	0	4
09:30 PM	0	0	0	0	0	0	0	0	0	0	0	0	0	0	0
09:45 PM	0	0	0	0	0	0	0	0	0	0	0	0	0	0	0
10:00 PM	0	0	0	0	0	0	0	0	0	0	0	0	0	0	0
10:15 PM	0	0	0	0	0	0	0	0	0	0	0	0	0	0	0
10:30 PM	0	0	2	0	0	0	0	0	0	0	0	0	0	0	2
10:45 PM	0	0	1	0	1	0	0	0	0	0	0	0	0	0	2
11:00 PM	0	0	0	0	0	0	0	0	0	0	0	0	0	0	0
11:15 PM	0	0	4	0	0	0	0	0	0	0	0	0	0	0	4
11:30 PM	0	0	2	0	0	0	0	0	0	0	0	0	0	0	2
11:45 PM	0	0	1	0	0	0	0	0	1	0	0	0	0	0	2
<b>Day Total</b>	0	254	1005	0	208	173	36	3	282	26	0	0	0	0	1987
<b>Percent</b>	0%	12.8%	50.6%	0%	10.5%	8.7%	1.8%	0.2%	14.2%	1.3%	0%	0%	0%	0%	
<b>ADT 1987</b>															
<b>AM Peak 15-min Vol</b>	12:00 AM	10:15 AM	10:15 AM	12:00 AM	9:30 AM	9:15 AM	8:00 AM	11:00 AM	10:00 AM	8:00 AM	12:00 AM	12:00 AM	12:00 AM	12:00 AM	10:15 AM
	0	7	30	0	9	9	3	1	13	2	0	0	0	0	61
<b>PM Peak 15-min Vol</b>	12:00 PM	12:15 PM	2:00 PM	12:00 PM	1:15 PM	1:00 PM	12:30 PM	1:15 PM	1:30 PM	2:00 PM	12:00 PM	12:00 PM	12:00 PM	12:00 PM	2:00 PM
	0	12	37	0	7	7	2	1	14	3	0	0	0	0	67

**Comments:**

Type of report: Tube Count - Vehicle Classification Data

**LOCATION:** Witham Ave/Barge Channel Rd between Robie St and rail road crossing

**QC JOB #:** 15268501

**SPECIFIC LOCATION:**

**DIRECTION:** EB, WB

**CITY/STATE:** St. Paul, MN

**DATE:** Sep 1 2020

Start Time	Motorcycles	Cars & Trailer	2 Axle Long	Buses	2 Axle 6 Tire	3 Axle Single	4 Axle Single	<5 Axle Double	5 Axle Double	>6 Axle Double	<6 Axle Multi	6 Axle Multi	>6 Axle Multi	Not Classified	Total
12:00 AM	0	0	1	0	0	0	0	0	0	0	0	0	0	0	1
12:15 AM	0	0	0	0	0	0	0	0	1	0	0	0	0	0	1
12:30 AM	0	0	2	0	1	0	0	0	0	0	0	0	0	0	3
12:45 AM	0	0	0	0	0	0	0	0	0	0	0	0	0	0	0
01:00 AM	0	0	1	0	0	0	0	0	0	0	0	0	0	0	1
01:15 AM	0	1	0	0	1	0	0	0	0	0	0	0	0	0	2
01:30 AM	0	0	0	0	0	0	0	0	0	0	0	0	0	0	0
01:45 AM	0	0	1	0	1	0	0	0	0	0	0	0	0	0	2
02:00 AM	0	1	2	0	1	0	0	0	0	0	0	0	0	0	4
02:15 AM	0	0	1	0	0	0	0	0	0	0	0	0	0	0	1
02:30 AM	0	0	1	0	0	0	0	0	0	0	0	0	0	0	1
02:45 AM	0	0	0	0	0	0	0	0	0	0	0	0	0	0	0
03:00 AM	0	0	2	0	0	0	0	0	0	0	0	0	0	0	2
03:15 AM	0	0	1	0	0	0	0	0	0	0	0	0	0	0	1
03:30 AM	0	0	0	0	0	0	0	0	0	0	0	0	0	0	0
03:45 AM	0	0	0	0	0	0	0	0	0	0	0	0	0	0	0
04:00 AM	0	1	0	0	0	0	0	0	0	0	0	0	0	0	1
04:15 AM	0	0	1	0	1	0	0	0	2	0	0	0	0	0	4
04:30 AM	0	0	3	0	1	0	0	0	0	0	0	0	0	0	4
04:45 AM	0	1	2	0	1	0	0	0	2	0	0	0	0	0	6
05:00 AM	0	1	0	0	1	0	0	0	2	0	0	0	0	0	4
05:15 AM	0	1	4	0	0	2	0	0	4	0	0	0	0	0	11
05:30 AM	0	1	9	0	1	0	0	0	3	0	0	0	0	0	14
05:45 AM	0	7	17	0	2	0	0	0	2	0	0	0	0	0	28
Day Total Percent															
ADT 2029															
AM Peak 15-min Vol															
PM Peak 15-min Vol															

**Comments:**

Type of report: Tube Count - Vehicle Classification Data

**LOCATION:** Witham Ave/Barge Channel Rd between Robie St and rail road crossing

**QC JOB #:** 15268501

**SPECIFIC LOCATION:**

**DIRECTION:** EB, WB

**CITY/STATE:** St. Paul, MN

**DATE:** Sep 1 2020

Start Time	Motorcycles	Cars & Trailer	2 Axle Long	Buses	2 Axle 6 Tire	3 Axle Single	4 Axle Single	<5 Axle Double	5 Axle Double	>6 Axle Double	<6 Axle Multi	6 Axle Multi	>6 Axle Multi	Not Classified	Total
06:00 AM	0	2	6	0	0	0	0	0	2	0	0	0	0	0	10
06:15 AM	0	3	8	0	0	4	0	0	3	0	0	0	0	0	18
06:30 AM	0	2	11	0	2	6	0	0	4	0	0	0	0	0	25
06:45 AM	0	5	19	0	0	3	0	0	8	0	0	0	0	0	35
07:00 AM	0	5	11	0	0	4	0	0	7	0	0	0	0	0	27
07:15 AM	0	2	17	0	4	5	1	0	8	0	0	0	0	0	37
07:30 AM	0	2	15	0	2	4	2	0	12	0	0	0	0	0	37
07:45 AM	0	1	11	0	5	5	0	0	5	0	0	0	0	0	27
08:00 AM	0	2	10	0	2	7	0	0	4	1	0	0	0	0	26
08:15 AM	0	2	11	0	1	6	3	0	5	0	0	0	0	0	28
08:30 AM	0	4	4	0	1	6	0	0	6	2	0	0	0	0	23
08:45 AM	0	3	14	0	8	5	0	0	8	0	0	0	0	0	38
09:00 AM	0	5	21	0	5	9	1	0	8	2	0	0	0	0	51
09:15 AM	0	1	20	0	4	5	2	0	9	1	0	0	0	0	42
09:30 AM	0	3	23	0	6	7	4	0	8	1	0	0	0	0	52
09:45 AM	0	10	17	0	5	13	0	0	11	1	0	0	0	0	57
10:00 AM	0	9	26	0	4	8	2	1	17	1	0	0	0	0	68
10:15 AM	0	5	18	0	5	6	2	1	10	1	0	0	0	0	48
10:30 AM	0	3	17	0	5	7	2	0	13	0	0	0	0	0	47
10:45 AM	0	6	19	0	3	12	2	1	14	1	0	0	0	0	58
11:00 AM	0	6	25	0	9	3	2	0	7	0	0	0	0	0	52
11:15 AM	0	9	22	0	7	6	1	0	16	0	0	0	0	0	61
11:30 AM	0	6	20	0	3	5	3	0	12	0	0	0	0	0	49
11:45 AM	0	3	22	0	4	5	3	0	10	4	0	0	0	0	51
Day Total Percent															
ADT 2029															
AM Peak 15-min Vol															
PM Peak 15-min Vol															

**Comments:**

Type of report: Tube Count - Vehicle Classification Data

**LOCATION:** Witham Ave/Barge Channel Rd between Robie St and rail road crossing

**QC JOB #:** 15268501

**SPECIFIC LOCATION:**

**DIRECTION:** EB, WB

**CITY/STATE:** St. Paul, MN

**DATE:** Sep 1 2020

Start Time	Motorcycles	Cars & Trailer	2 Axle Long	Buses	2 Axle 6 Tire	3 Axle Single	4 Axle Single	<5 Axle Double	5 Axle Double	>6 Axle Double	<6 Axle Multi	6 Axle Multi	>6 Axle Multi	Not Classified	Total
12:00 PM	0	9	22	0	10	7	2	1	7	1	0	0	0	0	59
12:15 PM	0	4	21	0	6	8	2	0	6	0	0	0	0	0	47
12:30 PM	0	8	20	0	6	9	4	1	10	2	0	0	0	0	60
12:45 PM	0	3	15	0	7	4	1	0	6	0	0	0	0	0	36
01:00 PM	0	4	21	0	7	9	1	0	13	1	0	0	0	0	56
01:15 PM	0	5	19	0	4	4	4	0	7	0	0	0	0	0	43
01:30 PM	0	7	23	0	5	12	1	0	11	1	0	0	0	0	60
01:45 PM	0	8	17	0	2	7	3	0	9	1	0	0	0	0	47
02:00 PM	0	6	27	0	3	3	5	0	7	2	0	0	0	0	53
02:15 PM	0	8	16	0	6	3	1	0	7	1	0	0	0	0	42
02:30 PM	0	8	22	0	4	6	0	0	10	1	0	0	0	0	51
02:45 PM	0	3	23	0	3	3	5	0	6	2	0	0	0	0	45
03:00 PM	0	8	25	0	3	1	1	0	8	0	0	0	0	0	46
03:15 PM	0	11	24	0	4	1	0	0	5	2	0	0	0	0	47
03:30 PM	0	8	28	0	3	2	1	0	3	0	0	0	0	0	45
03:45 PM	0	7	21	0	1	1	2	0	2	1	0	0	0	0	35
04:00 PM	0	2	8	0	3	1	1	0	3	2	0	0	0	0	20
04:15 PM	0	9	22	0	0	1	0	0	1	1	0	0	0	0	34
04:30 PM	0	4	13	0	2	0	1	0	3	0	0	0	0	0	23
04:45 PM	0	7	14	0	1	0	0	0	0	0	0	0	0	0	22
05:00 PM	0	3	11	0	4	0	1	0	0	0	0	0	0	0	19
05:15 PM	0	0	1	0	0	0	0	0	0	0	0	0	0	0	1
05:30 PM	0	0	6	0	4	2	0	0	0	0	0	0	0	0	12
05:45 PM	0	0	2	0	1	1	0	0	0	0	0	0	0	0	4
Day Total															
Percent															
ADT 2029															
AM Peak 15-min Vol															
PM Peak 15-min Vol															

**Comments:**

**LOCATION:** Witham Ave/Barge Channel Rd between Robie St and rail road crossing  
**SPECIFIC LOCATION:**  
**CITY/STATE:** St. Paul, MN

**QC JOB #:** 15268501  
**DIRECTION:** EB, WB  
**DATE:** Sep 1 2020

Start Time	Motorcycles	Cars & Trailer	2 Axle Long	Buses	2 Axle 6 Tire	3 Axle Single	4 Axle Single	<5 Axle Double	5 Axle Double	>6 Axle Double	<6 Axle Multi	6 Axle Multi	>6 Axle Multi	Not Classified	Total
06:00 PM	0	0	2	0	2	0	1	0	0	0	0	0	0	0	5
06:15 PM	0	0	2	0	0	0	0	0	0	0	0	0	0	0	2
06:30 PM	0	0	2	0	1	0	0	0	0	0	0	0	0	0	3
06:45 PM	0	1	4	0	1	0	0	0	0	0	0	0	0	0	6
07:00 PM	0	0	4	0	0	0	0	0	0	0	0	0	0	0	4
07:15 PM	0	0	2	0	1	0	0	0	0	0	0	0	0	0	3
07:30 PM	0	1	2	0	0	0	0	0	0	0	0	0	0	0	3
07:45 PM	0	0	3	0	1	0	0	0	0	0	0	0	0	0	4
08:00 PM	0	1	2	0	2	0	0	0	0	0	0	0	0	0	5
08:15 PM	0	1	2	0	1	0	0	0	0	0	0	0	0	0	4
08:30 PM	0	1	0	0	0	0	0	0	1	0	0	0	0	0	2
08:45 PM	0	0	1	0	0	0	0	0	0	0	0	0	0	0	1
09:00 PM	0	1	1	0	0	0	0	0	0	0	0	0	0	0	2
09:15 PM	0	0	3	0	1	0	0	0	0	0	0	0	0	0	4
09:30 PM	0	0	0	0	0	0	0	0	0	0	0	0	0	0	0
09:45 PM	0	0	0	0	1	0	0	0	0	0	0	0	0	0	1
10:00 PM	0	1	1	0	0	0	0	0	0	0	0	0	0	0	2
10:15 PM	0	0	0	0	0	0	0	0	0	0	0	0	0	0	0
10:30 PM	0	0	0	0	0	0	0	0	0	0	0	0	0	0	0
10:45 PM	0	1	2	0	1	0	0	0	0	0	0	0	0	0	4
11:00 PM	0	1	0	0	1	0	0	0	0	0	0	0	0	0	2
11:15 PM	0	0	4	0	0	0	0	0	0	0	0	0	0	0	4
11:30 PM	0	0	2	0	0	0	0	0	0	0	0	0	0	0	2
11:45 PM	0	0	1	0	0	0	0	0	0	0	0	0	0	0	1
<b>Day Total</b>	0	254	896	0	198	228	67	5	348	33	0	0	0	0	2029
<b>Percent</b>	0%	12.5%	44.2%	0%	9.8%	11.2%	3.3%	0.2%	17.2%	1.6%	0%	0%	0%	0%	
<b>ADT 2029</b>															
<b>AM Peak 15-min Vol</b>	12:00 AM	9:45 AM	10:00 AM	12:00 AM	11:00 AM	9:45 AM	9:30 AM	10:00 AM	10:00 AM	11:45 AM	12:00 AM	12:00 AM	12:00 AM	12:00 AM	10:00 AM
	0	10	26	0	9	13	4	1	17	4	0	0	0	0	68
<b>PM Peak 15-min Vol</b>	12:00 PM	3:15 PM	3:30 PM	12:00 PM	12:00 PM	1:30 PM	2:00 PM	12:00 PM	1:00 PM	12:30 PM	12:00 PM	12:00 PM	12:00 PM	12:00 PM	12:30 PM
	0	11	28	0	10	12	5	1	13	2	0	0	0	0	60

Comments:

**LOCATION:** Witham Ave/Barge Channel Rd between Robie St and rail road crossing

**QC JOB #:** 15268501

**SPECIFIC LOCATION:**

**DIRECTION:** EB, WB

**CITY/STATE:** St. Paul, MN

**DATE:** Sep 2 2020

Start Time	Motorcycles	Cars & Trailer	2 Axle Long	Buses	2 Axle 6 Tire	3 Axle Single	4 Axle Single	<5 Axle Double	5 Axle Double	>6 Axle Double	<6 Axle Multi	6 Axle Multi	>6 Axle Multi	Not Classified	Total
12:00 AM	0	0	2	0	0	0	0	0	0	0	0	0	0	0	2
12:15 AM	0	0	0	0	1	0	0	0	0	0	0	0	0	0	1
12:30 AM	0	0	4	0	0	0	0	0	0	0	0	0	0	0	4
12:45 AM	0	0	1	0	0	0	0	0	0	0	0	0	0	0	1
01:00 AM	0	0	1	0	1	0	0	0	0	0	0	0	0	0	2
01:15 AM	0	1	1	0	0	0	0	0	0	0	0	0	0	0	2
01:30 AM	0	0	0	0	0	0	0	0	0	0	0	0	0	0	0
01:45 AM	0	0	0	0	1	0	0	0	0	0	0	0	0	0	1
02:00 AM	0	0	0	0	1	0	0	0	0	0	0	0	0	0	1
02:15 AM	0	0	1	0	0	0	0	0	0	0	0	0	0	0	1
02:30 AM	0	0	0	0	0	0	0	0	0	0	0	0	0	0	0
02:45 AM	0	0	0	0	0	0	0	0	0	0	0	0	0	0	0
03:00 AM	0	0	0	0	0	0	0	0	0	0	0	0	0	0	0
03:15 AM	0	0	0	0	0	0	0	0	0	0	0	0	0	0	0
03:30 AM	0	0	0	0	0	0	0	0	0	0	0	0	0	0	0
03:45 AM	0	0	0	0	0	0	0	0	0	0	0	0	0	0	0
04:00 AM	0	0	2	0	0	0	0	0	0	0	0	0	0	0	2
04:15 AM	0	0	0	0	0	0	0	0	1	0	0	0	0	0	1
04:30 AM	0	1	2	0	0	0	0	0	1	0	0	0	0	0	4
04:45 AM	0	0	1	0	0	0	0	0	1	0	0	0	0	0	2
05:00 AM	0	0	3	0	0	0	0	0	0	0	0	0	0	0	3
05:15 AM	0	0	4	0	0	3	0	0	3	0	0	0	0	0	10
05:30 AM	0	3	12	0	3	0	0	0	2	0	0	0	0	0	20
05:45 AM	0	8	18	0	1	0	0	0	0	0	0	0	0	0	27
Day Total Percent															
ADT 1972															
AM Peak 15-min Vol															
PM Peak 15-min Vol															

**Comments:**



Type of report: Tube Count - Vehicle Classification Data

**LOCATION:** Witham Ave/Barge Channel Rd between Robie St and rail road crossing

**QC JOB #:** 15268501

**SPECIFIC LOCATION:**

**DIRECTION:** EB, WB

**CITY/STATE:** St. Paul, MN

**DATE:** Sep 2 2020

Start Time	Motorcycles	Cars & Trailer	2 Axle Long	Buses	2 Axle 6 Tire	3 Axle Single	4 Axle Single	<5 Axle Double	5 Axle Double	>6 Axle Double	<6 Axle Multi	6 Axle Multi	>6 Axle Multi	Not Classified	Total
06:00 AM	0	0	5	0	0	2	0	0	6	0	0	0	0	0	13
06:15 AM	0	1	8	0	1	2	0	0	0	0	0	0	0	0	12
06:30 AM	0	2	11	0	0	1	0	0	7	0	0	0	0	0	21
06:45 AM	0	5	12	0	1	5	0	0	10	0	0	0	0	0	33
07:00 AM	0	1	12	0	2	4	0	0	7	1	0	0	0	0	27
07:15 AM	0	4	12	0	3	4	5	0	8	0	0	0	0	0	36
07:30 AM	0	3	10	0	3	1	1	0	8	0	0	0	0	0	26
07:45 AM	0	3	10	0	2	1	0	0	9	0	0	0	0	0	25
08:00 AM	0	2	13	0	2	14	0	0	10	0	0	0	0	0	41
08:15 AM	0	3	8	0	4	5	3	0	14	0	0	0	0	0	37
08:30 AM	0	2	9	0	5	9	2	0	13	0	0	0	0	0	40
08:45 AM	0	1	10	0	5	6	3	1	10	0	0	0	0	0	36
09:00 AM	0	2	9	0	3	3	3	0	8	0	0	0	0	0	28
09:15 AM	0	4	11	0	5	6	2	0	13	1	0	0	0	0	42
09:30 AM	0	6	15	0	7	4	1	0	4	0	0	0	0	0	37
09:45 AM	0	0	20	0	8	8	1	0	11	2	0	0	0	0	50
10:00 AM	0	1	16	0	7	10	0	0	10	1	0	0	0	0	45
10:15 AM	0	3	22	0	3	7	3	0	12	1	0	0	0	0	51
10:30 AM	0	4	15	0	5	7	2	0	9	1	0	0	0	0	43
10:45 AM	0	3	19	0	2	9	1	0	9	1	0	0	0	0	44
11:00 AM	0	4	19	0	4	7	4	0	9	0	0	0	0	0	47
11:15 AM	0	4	15	0	4	7	3	0	9	3	0	0	0	0	45
11:30 AM	0	7	26	0	1	5	1	0	13	4	0	0	0	0	57
11:45 AM	0	5	22	0	4	2	5	0	13	0	0	0	0	0	51
Day Total Percent															
ADT 1972															
AM Peak 15-min Vol															
PM Peak 15-min Vol															

**Comments:**

Type of report: Tube Count - Vehicle Classification Data

**LOCATION:** Witham Ave/Barge Channel Rd between Robie St and rail road crossing

**QC JOB #:** 15268501

**SPECIFIC LOCATION:**

**DIRECTION:** EB, WB

**CITY/STATE:** St. Paul, MN

**DATE:** Sep 2 2020

Start Time	Motorcycles	Cars & Trailer	2 Axle Long	Buses	2 Axle 6 Tire	3 Axle Single	4 Axle Single	<5 Axle Double	5 Axle Double	>6 Axle Double	<6 Axle Multi	6 Axle Multi	>6 Axle Multi	Not Classified	Total
12:00 PM	0	4	20	0	4	8	2	0	8	0	0	0	0	0	46
12:15 PM	0	11	25	0	6	6	1	1	10	0	0	0	0	0	60
12:30 PM	0	8	27	0	7	8	1	1	5	3	0	0	0	0	60
12:45 PM	0	7	20	0	4	9	3	0	11	0	0	0	0	0	54
01:00 PM	0	6	19	0	5	3	2	0	11	1	0	0	0	0	47
01:15 PM	0	5	21	0	4	8	3	0	9	3	0	0	0	0	53
01:30 PM	0	8	27	0	4	9	3	0	12	2	0	0	0	0	65
01:45 PM	0	9	23	0	3	6	3	1	8	1	0	0	0	0	54
02:00 PM	0	5	24	0	4	1	3	0	7	0	0	0	0	0	44
02:15 PM	0	6	22	0	8	4	3	0	6	2	0	0	0	0	51
02:30 PM	0	8	21	0	3	4	1	1	7	2	0	0	0	0	47
02:45 PM	0	5	22	0	6	0	5	0	6	3	0	0	0	0	47
03:00 PM	0	11	28	0	2	2	2	0	2	1	0	0	0	0	48
03:15 PM	0	4	22	0	4	3	1	0	2	2	0	0	0	0	38
03:30 PM	0	8	31	0	3	1	1	0	6	1	0	0	0	0	51
03:45 PM	0	1	19	0	1	1	0	0	3	0	0	0	0	0	25
04:00 PM	0	3	14	0	2	0	0	0	2	0	0	0	0	0	21
04:15 PM	0	9	27	0	2	0	0	0	1	0	0	0	0	0	39
04:30 PM	0	6	18	0	4	1	0	0	3	0	0	0	0	0	32
04:45 PM	0	2	5	0	0	1	0	0	1	0	0	0	0	0	9
05:00 PM	0	2	10	0	1	0	0	0	0	0	0	0	0	0	13
05:15 PM	0	1	5	0	1	1	1	0	2	0	0	0	0	0	11
05:30 PM	0	0	5	0	3	0	0	0	0	0	0	0	0	0	8
05:45 PM	0	1	2	0	1	0	0	0	0	0	0	0	0	0	4
Day Total Percent															
ADT 1972															
AM Peak 15-min Vol															
PM Peak 15-min Vol															

**Comments:**

**LOCATION:** Witham Ave/Barge Channel Rd between Robie St and rail road crossing  
**SPECIFIC LOCATION:**  
**CITY/STATE:** St. Paul, MN

**QC JOB #:** 15268501  
**DIRECTION:** EB, WB  
**DATE:** Sep 2 2020

Start Time	Motorcycles	Cars & Trailer	2 Axle Long	Buses	2 Axle 6 Tire	3 Axle Single	4 Axle Single	<5 Axle Double	5 Axle Double	>6 Axle Double	<6 Axle Multi	6 Axle Multi	>6 Axle Multi	Not Classified	Total
06:00 PM	0	2	7	0	1	0	1	0	0	0	0	0	0	0	11
06:15 PM	0	1	5	0	2	0	0	0	0	0	0	0	0	0	8
06:30 PM	2	2	6	0	0	0	0	0	0	0	0	0	0	0	10
06:45 PM	0	1	0	0	0	0	1	0	0	0	0	0	0	0	2
07:00 PM	0	0	0	0	0	1	0	0	0	0	0	0	0	0	1
07:15 PM	0	1	2	0	1	0	0	0	0	0	0	0	0	0	4
07:30 PM	0	1	1	0	0	0	0	0	0	0	0	0	0	0	2
07:45 PM	0	0	0	0	0	0	0	0	0	0	0	0	0	0	0
08:00 PM	0	2	2	0	0	0	0	0	0	0	0	0	0	0	4
08:15 PM	0	0	4	0	0	0	0	0	0	0	0	0	0	0	4
08:30 PM	0	0	1	0	0	0	0	0	0	0	0	0	0	0	1
08:45 PM	0	0	2	0	0	0	0	0	0	0	0	0	0	0	2
09:00 PM	0	0	0	0	1	0	0	0	0	0	0	0	0	0	1
09:15 PM	0	0	0	0	0	0	0	0	0	0	0	0	0	0	0
09:30 PM	0	0	5	0	2	0	0	0	0	0	0	0	0	0	7
09:45 PM	0	0	0	0	0	0	0	0	0	0	0	0	0	0	0
10:00 PM	0	0	3	0	2	0	0	0	0	0	0	0	0	0	5
10:15 PM	0	0	0	0	0	0	0	0	0	0	0	0	0	0	0
10:30 PM	0	1	0	0	1	0	0	0	0	0	0	0	0	0	2
10:45 PM	0	0	1	0	0	0	0	0	0	0	0	0	0	0	1
11:00 PM	0	0	2	0	1	0	0	0	0	0	0	0	0	0	3
11:15 PM	0	0	3	0	0	0	0	0	0	0	0	0	0	0	3
11:30 PM	0	0	2	0	1	0	0	0	0	0	0	0	0	0	3
11:45 PM	0	0	0	0	0	0	0	0	0	0	0	0	0	0	0
<b>Day Total</b>	2	224	884	0	183	209	77	5	352	36	0	0	0	0	1972
<b>Percent</b>	0.1%	11.4%	44.8%	0%	9.3%	10.6%	3.9%	0.3%	17.8%	1.8%	0%	0%	0%	0%	
<b>ADT</b> 1972															
<b>AM Peak</b> 15-min Vol	12:00 AM	5:45 AM	11:30 AM	12:00 AM	9:45 AM	8:00 AM	7:15 AM	8:45 AM	8:15 AM	11:30 AM	12:00 AM	12:00 AM	12:00 AM	12:00 AM	11:30 AM
	0	8	26	0	8	14	5	1	14	4	0	0	0	0	57
<b>PM Peak</b> 15-min Vol	6:30 PM	12:15 PM	3:30 PM	12:00 PM	2:15 PM	12:45 PM	2:45 PM	12:15 PM	1:30 PM	12:30 PM	12:00 PM	12:00 PM	12:00 PM	12:00 PM	1:30 PM
	2	11	31	0	8	9	5	1	12	3	0	0	0	0	65

**Comments:**

**LOCATION:** Witham Ave/Barge Channel Rd between Robie St and rail road crossing  
**SPECIFIC LOCATION:**  
**CITY/STATE:** St. Paul, MN

**QC JOB #:** 15268501  
**DIRECTION:** EB, WB  
**DATE:** Sep 3 2020

Start Time	Motorcycles	Cars & Trailer	2 Axle Long	Buses	2 Axle 6 Tire	3 Axle Single	4 Axle Single	<5 Axle Double	5 Axle Double	>6 Axle Double	<6 Axle Multi	6 Axle Multi	>6 Axle Multi	Not Classified	Total
12:00 AM	0	0	1	0	0	0	0	0	0	0	0	0	0	0	1
12:15 AM	0	0	0	0	0	0	0	0	0	0	0	0	0	0	0
12:30 AM	0	0	0	0	0	0	0	0	0	0	0	0	0	0	0
12:45 AM	0	0	0	0	1	0	0	0	0	0	0	0	0	0	1
01:00 AM	0	0	0	0	0	0	0	0	0	0	0	0	0	0	0
01:15 AM	0	0	0	0	1	0	0	0	0	0	0	0	0	0	1
01:30 AM	0	0	2	0	0	0	0	0	0	0	0	0	0	0	2
01:45 AM	0	0	2	0	1	0	0	0	0	0	0	0	0	0	3
02:00 AM	0	0	5	0	1	0	0	0	0	0	0	0	0	0	6
02:15 AM	0	0	1	0	0	0	0	0	0	0	0	0	0	0	1
02:30 AM	0	0	2	0	1	0	0	0	0	0	0	0	0	0	3
02:45 AM	0	0	1	0	0	0	0	0	0	0	0	0	0	0	1
03:00 AM	0	1	1	0	1	0	0	0	0	0	0	0	0	0	3
03:15 AM	0	0	1	0	0	0	0	0	0	0	0	0	0	0	1
03:30 AM	0	0	0	0	1	0	0	0	1	0	0	0	0	0	2
03:45 AM	0	0	0	0	0	0	0	0	1	0	0	0	0	0	1
04:00 AM	0	0	3	0	0	0	0	0	0	0	0	0	0	0	3
04:15 AM	0	0	0	0	0	0	0	0	0	0	0	0	0	0	0
04:30 AM	0	0	3	0	1	0	0	0	2	0	0	0	0	0	6
04:45 AM	0	0	1	0	0	0	0	0	1	0	0	0	0	0	2
05:00 AM	0	0	1	0	1	2	0	0	1	0	0	0	0	0	5
05:15 AM	0	1	3	0	1	0	0	0	0	0	0	0	0	0	5
05:30 AM	0	2	8	0	7	1	0	0	2	0	0	0	0	0	20
05:45 AM	0	7	17	0	1	1	0	0	4	0	0	0	0	0	30
Day Total Percent															
ADT 1889															
AM Peak 15-min Vol															
PM Peak 15-min Vol															

*Comments:*

**LOCATION:** Witham Ave/Barge Channel Rd between Robie St and rail road crossing

**QC JOB #:** 15268501

**SPECIFIC LOCATION:**

**DIRECTION:** EB, WB

**CITY/STATE:** St. Paul, MN

**DATE:** Sep 3 2020

Start Time	Motorcycles	Cars & Trailer	2 Axle Long	Buses	2 Axle 6 Tire	3 Axle Single	4 Axle Single	<5 Axle Double	5 Axle Double	>6 Axle Double	<6 Axle Multi	6 Axle Multi	>6 Axle Multi	Not Classified	Total
06:00 AM	0	1	8	0	0	0	0	0	5	0	0	0	0	0	14
06:15 AM	0	4	12	0	1	6	0	0	4	0	0	0	0	0	27
06:30 AM	0	1	8	0	0	3	0	0	4	0	0	0	0	0	16
06:45 AM	0	2	16	0	3	4	0	0	10	0	0	0	0	0	35
07:00 AM	0	2	9	0	0	5	0	0	8	0	0	0	0	0	24
07:15 AM	0	1	14	0	2	8	4	0	6	0	0	0	0	0	35
07:30 AM	0	3	16	0	6	2	4	0	10	0	0	0	0	0	41
07:45 AM	0	3	10	0	2	5	1	0	7	1	0	0	0	0	29
08:00 AM	0	2	6	0	3	3	0	0	10	2	0	0	0	0	26
08:15 AM	0	1	9	0	2	4	1	0	8	1	0	0	0	0	26
08:30 AM	0	1	10	0	0	5	4	0	8	2	0	0	0	0	30
08:45 AM	0	3	13	0	4	3	2	0	10	2	0	0	0	0	37
09:00 AM	0	1	15	0	4	6	0	0	9	3	0	0	0	0	38
09:15 AM	0	5	12	0	5	7	0	0	7	1	0	0	0	0	37
09:30 AM	0	3	15	0	5	7	1	0	6	2	0	0	0	0	39
09:45 AM	0	8	15	0	3	9	1	0	11	0	0	0	0	0	47
10:00 AM	0	4	20	0	8	4	3	0	7	0	0	0	0	0	46
10:15 AM	0	9	20	0	6	4	1	0	11	2	0	0	0	0	53
10:30 AM	0	5	12	0	9	5	2	0	5	1	0	0	0	0	39
10:45 AM	0	5	24	0	2	9	0	0	7	0	0	0	0	0	47
11:00 AM	0	8	23	0	5	8	2	0	8	0	0	0	0	0	54
11:15 AM	0	11	21	0	12	5	1	0	5	1	0	0	0	0	56
11:30 AM	0	5	14	0	5	6	0	0	11	0	0	0	0	0	41
11:45 AM	0	8	24	0	5	6	3	0	11	1	0	0	0	0	58
Day Total Percent															
ADT 1889															
AM Peak 15-min Vol															
PM Peak 15-min Vol															

**Comments:**

Type of report: Tube Count - Vehicle Classification Data

**LOCATION:** Witham Ave/Barge Channel Rd between Robie St and rail road crossing

**QC JOB #:** 15268501

**SPECIFIC LOCATION:**

**DIRECTION:** EB, WB

**CITY/STATE:** St. Paul, MN

**DATE:** Sep 3 2020

Start Time	Motorcycles	Cars & Trailer	2 Axle Long	Buses	2 Axle 6 Tire	3 Axle Single	4 Axle Single	<5 Axle Double	5 Axle Double	>6 Axle Double	<6 Axle Multi	6 Axle Multi	>6 Axle Multi	Not Classified	Total
12:00 PM	0	5	20	0	5	3	1	0	6	1	0	0	0	0	41
12:15 PM	0	9	27	0	10	1	1	0	6	1	0	0	0	0	55
12:30 PM	0	6	24	0	8	3	0	0	9	0	0	0	0	0	50
12:45 PM	0	2	14	0	9	4	0	1	6	0	0	0	0	0	36
01:00 PM	0	6	18	0	10	6	1	0	4	2	0	0	0	0	47
01:15 PM	0	2	21	0	5	8	1	0	4	0	0	0	0	0	41
01:30 PM	0	5	22	0	4	7	1	0	9	1	0	0	0	0	49
01:45 PM	0	6	20	0	5	4	2	0	3	3	0	0	0	0	43
02:00 PM	0	9	20	0	4	6	2	0	4	2	0	0	0	0	47
02:15 PM	0	8	23	0	4	3	3	0	2	0	0	0	0	0	43
02:30 PM	0	8	24	0	4	5	3	0	5	2	0	0	0	0	51
02:45 PM	0	4	25	0	0	2	4	0	4	1	0	0	0	0	40
03:00 PM	0	12	32	0	7	7	5	0	9	0	0	0	0	0	72
03:15 PM	0	9	22	0	6	3	3	0	3	0	0	0	0	0	46
03:30 PM	0	8	25	0	4	3	0	0	7	0	0	0	0	0	47
03:45 PM	0	0	16	0	1	1	4	1	3	1	0	0	0	0	27
04:00 PM	0	3	13	0	3	0	2	0	2	0	0	0	0	0	23
04:15 PM	0	7	22	0	2	1	1	0	1	0	0	0	0	0	34
04:30 PM	0	5	9	0	0	0	0	0	1	0	0	0	0	0	15
04:45 PM	0	1	9	0	2	0	0	1	0	0	0	0	0	0	13
05:00 PM	0	2	4	0	3	1	0	0	0	0	0	0	0	0	10
05:15 PM	0	0	3	0	1	1	0	0	0	0	0	0	0	0	5
05:30 PM	0	0	0	0	0	1	0	0	0	0	0	0	0	0	1
05:45 PM	0	0	1	0	0	0	0	0	0	0	0	0	0	0	1
Day Total															
Percent															
ADT															
1889															
AM Peak															
15-min Vol															
PM Peak															
15-min Vol															

**Comments:**

**LOCATION:** Witham Ave/Barge Channel Rd between Robie St and rail road crossing  
**SPECIFIC LOCATION:**  
**CITY/STATE:** St. Paul, MN

**QC JOB #:** 15268501  
**DIRECTION:** EB, WB  
**DATE:** Sep 3 2020

Start Time	Motorcycles	Cars & Trailer	2 Axle Long	Buses	2 Axle 6 Tire	3 Axle Single	4 Axle Single	<5 Axle Double	5 Axle Double	>6 Axle Double	<6 Axle Multi	6 Axle Multi	>6 Axle Multi	Not Classified	Total
06:00 PM	0	0	4	0	1	1	0	0	0	0	0	0	0	0	6
06:15 PM	0	0	2	0	1	0	0	0	0	0	0	0	0	0	3
06:30 PM	0	0	0	0	2	0	0	0	1	0	0	0	0	0	3
06:45 PM	0	0	1	0	2	0	0	0	1	0	0	0	0	0	4
07:00 PM	0	0	0	0	1	0	0	0	0	0	0	0	0	0	1
07:15 PM	0	1	4	0	0	0	0	0	0	0	0	0	0	0	5
07:30 PM	0	0	5	0	0	0	0	0	0	0	0	0	0	0	5
07:45 PM	0	0	0	0	0	0	0	0	0	0	0	0	0	0	0
08:00 PM	0	1	2	0	0	0	0	0	0	0	0	0	0	0	3
08:15 PM	0	0	3	0	0	0	0	0	0	0	0	0	0	0	3
08:30 PM	0	0	0	0	1	0	0	0	0	0	0	0	0	0	1
08:45 PM	0	0	3	0	0	0	0	0	0	0	0	0	0	0	3
09:00 PM	0	0	0	0	1	0	0	0	0	0	0	0	0	0	1
09:15 PM	0	0	0	0	0	0	0	0	0	0	0	0	0	0	0
09:30 PM	0	0	1	0	1	0	0	0	0	0	0	0	0	0	2
09:45 PM	1	0	2	0	2	0	0	0	0	0	0	0	0	0	5
10:00 PM	0	0	0	0	0	0	0	0	0	0	0	0	0	0	0
10:15 PM	1	1	1	0	1	0	0	0	0	0	0	0	0	0	4
10:30 PM	0	1	1	0	1	0	0	0	0	0	0	0	0	0	3
10:45 PM	0	0	1	0	2	0	0	0	0	0	0	0	0	0	3
11:00 PM	0	0	0	0	1	0	0	0	0	0	0	0	0	0	1
11:15 PM	0	0	0	0	0	0	0	0	0	0	0	0	0	0	0
11:30 PM	0	1	1	0	1	0	0	0	0	0	0	0	0	0	3
11:45 PM	0	0	0	0	1	0	0	0	0	0	0	0	0	0	1
<b>Day Total</b>	2	229	843	0	226	199	64	3	290	33	0	0	0	0	1889
<b>Percent</b>	0.1%	12.1%	44.6%	0%	12%	10.5%	3.4%	0.2%	15.4%	1.7%	0%	0%	0%	0%	
<b>ADT</b> 1889															
<b>AM Peak</b> 15-min Vol	12:00 AM	11:15 AM	10:45 AM	12:00 AM	11:15 AM	9:45 AM	7:15 AM	12:00 AM	9:45 AM	9:00 AM	12:00 AM	12:00 AM	12:00 AM	12:00 AM	11:45 AM
	0	11	24	0	12	9	4	0	11	3	0	0	0	0	58
<b>PM Peak</b> 15-min Vol	9:45 PM	3:00 PM	3:00 PM	12:00 PM	12:15 PM	1:15 PM	3:00 PM	12:45 PM	12:30 PM	1:45 PM	12:00 PM	12:00 PM	12:00 PM	12:00 PM	3:00 PM
	1	12	32	0	10	8	5	1	9	3	0	0	0	0	72

Comments:

**LOCATION:** Witham Ave/Barge Channel Rd between Robie St and rail road crossing

**QC JOB #:** 15268501

**SPECIFIC LOCATION:**

**DIRECTION:** EB, WB

**CITY/STATE:** St. Paul, MN

**DATE:** Sep 4 2020

Start Time	Motorcycles	Cars & Trailer	2 Axle Long	Buses	2 Axle 6 Tire	3 Axle Single	4 Axle Single	<5 Axle Double	5 Axle Double	>6 Axle Double	<6 Axle Multi	6 Axle Multi	>6 Axle Multi	Not Classified	Total
12:00 AM	0	1	1	0	0	0	0	0	0	0	0	0	0	0	2
12:15 AM	0	0	2	0	0	0	0	0	0	0	0	0	0	0	2
12:30 AM	0	0	0	0	0	0	0	0	0	0	0	0	0	0	0
12:45 AM	0	0	1	0	0	0	0	0	0	0	0	0	0	0	1
01:00 AM	0	0	0	0	0	0	0	0	0	0	0	0	0	0	0
01:15 AM	0	0	0	0	0	0	0	0	0	0	0	0	0	0	0
01:30 AM	0	0	3	0	1	0	0	0	0	0	0	0	0	0	4
01:45 AM	0	0	0	0	0	0	0	0	0	0	0	0	0	0	0
02:00 AM	0	0	1	0	1	0	0	0	0	0	0	0	0	0	2
02:15 AM	0	0	1	0	0	0	0	0	0	0	0	0	0	0	1
02:30 AM	0	0	0	0	0	0	0	0	0	0	0	0	0	0	0
02:45 AM	0	0	0	0	0	0	0	0	0	0	0	0	0	0	0
03:00 AM	0	0	0	0	0	0	0	0	0	0	0	0	0	0	0
03:15 AM	0	1	0	0	0	0	0	0	0	0	0	0	0	0	1
03:30 AM	0	0	0	0	0	0	0	0	0	0	0	0	0	0	0
03:45 AM	0	0	0	0	0	0	0	0	0	0	0	0	0	0	0
04:00 AM	0	0	1	0	0	0	0	0	0	0	0	0	0	0	1
04:15 AM	0	0	0	0	0	0	0	0	1	0	0	0	0	0	1
04:30 AM	0	1	3	0	0	0	0	0	1	0	0	0	0	0	5
04:45 AM	0	0	2	0	0	0	0	0	1	0	0	0	0	0	3
05:00 AM	0	0	2	0	0	0	0	0	1	0	0	0	0	0	3
05:15 AM	0	0	2	0	0	1	0	0	2	0	0	0	0	0	5
05:30 AM	0	0	7	0	0	0	0	0	2	0	0	0	0	0	9
05:45 AM	0	7	16	0	0	0	0	0	3	0	0	0	0	0	26
Day Total Percent															
ADT 1802															
AM Peak 15-min Vol															
PM Peak 15-min Vol															

**Comments:**



Type of report: Tube Count - Vehicle Classification Data

**LOCATION:** Witham Ave/Barge Channel Rd between Robie St and rail road crossing

**QC JOB #:** 15268501

**SPECIFIC LOCATION:**

**DIRECTION:** EB, WB

**CITY/STATE:** St. Paul, MN

**DATE:** Sep 4 2020

Start Time	Motorcycles	Cars & Trailer	2 Axle Long	Buses	2 Axle 6 Tire	3 Axle Single	4 Axle Single	<5 Axle Double	5 Axle Double	>6 Axle Double	<6 Axle Multi	6 Axle Multi	>6 Axle Multi	Not Classified	Total
06:00 AM	0	3	6	0	1	0	1	0	1	0	0	0	0	0	12
06:15 AM	0	0	8	0	0	0	0	0	4	0	0	0	0	0	12
06:30 AM	0	4	11	0	0	3	0	0	4	1	0	0	0	0	23
06:45 AM	0	2	7	0	2	1	0	0	5	0	0	0	0	0	17
07:00 AM	0	4	10	0	3	1	0	0	3	0	0	0	0	0	21
07:15 AM	0	2	13	0	2	2	1	0	10	0	0	0	0	0	30
07:30 AM	0	1	8	0	2	2	0	0	5	0	0	0	0	0	18
07:45 AM	0	2	16	0	5	5	0	0	8	0	0	0	0	0	36
08:00 AM	0	2	10	0	5	2	0	0	4	0	0	0	0	0	23
08:15 AM	0	8	15	0	3	3	1	0	10	0	0	0	0	0	40
08:30 AM	0	1	17	0	4	3	0	0	8	1	0	0	0	0	34
08:45 AM	0	2	11	0	4	4	0	0	9	1	0	0	0	0	31
09:00 AM	0	5	16	0	6	4	0	0	9	2	0	0	0	0	42
09:15 AM	0	2	25	0	4	4	0	0	2	0	0	0	0	0	37
09:30 AM	0	4	13	0	7	3	1	0	9	0	0	0	0	0	37
09:45 AM	0	6	27	0	3	3	0	0	10	1	0	0	0	0	50
10:00 AM	0	4	10	0	2	4	2	0	5	0	0	0	0	0	27
10:15 AM	0	6	23	0	5	8	3	0	12	2	0	0	0	0	59
10:30 AM	0	1	17	0	2	5	0	0	4	5	0	0	0	0	34
10:45 AM	0	7	19	0	3	4	1	0	9	1	0	0	0	0	44
11:00 AM	0	8	29	0	6	6	2	0	9	0	0	0	0	0	60
11:15 AM	0	5	21	0	4	5	1	0	9	0	0	0	0	0	45
11:30 AM	0	11	33	0	3	1	2	0	11	0	0	0	0	0	61
11:45 AM	0	8	26	0	7	3	3	0	5	0	0	0	0	0	52
Day Total Percent															
ADT 1802															
AM Peak 15-min Vol															
PM Peak 15-min Vol															

**Comments:**

Report generated on 9/16/2020 12:11 PM

SOURCE: Quality Counts, LLC (<http://www.qualitycounts.net>)

Type of report: Tube Count - Vehicle Classification Data

**LOCATION:** Witham Ave/Barge Channel Rd between Robie St and rail road crossing

**QC JOB #:** 15268501

**SPECIFIC LOCATION:**

**DIRECTION:** EB, WB

**CITY/STATE:** St. Paul, MN

**DATE:** Sep 4 2020

Start Time	Motorcycles	Cars & Trailer	2 Axle Long	Buses	2 Axle 6 Tire	3 Axle Single	4 Axle Single	<5 Axle Double	5 Axle Double	>6 Axle Double	<6 Axle Multi	6 Axle Multi	>6 Axle Multi	Not Classified	Total
12:00 PM	0	7	25	0	7	2	1	0	7	0	0	0	0	0	49
12:15 PM	0	11	30	0	3	0	1	0	4	0	0	0	0	0	49
12:30 PM	0	11	21	0	2	2	2	0	7	0	0	0	0	0	45
12:45 PM	0	7	23	0	4	3	1	0	10	2	0	0	0	0	50
01:00 PM	0	8	25	0	7	3	2	0	13	0	0	0	0	0	58
01:15 PM	0	8	23	0	5	3	0	0	5	0	0	0	0	0	44
01:30 PM	0	13	24	0	13	1	2	0	3	1	0	0	0	0	57
01:45 PM	0	4	23	0	5	2	3	0	2	0	0	0	0	0	39
02:00 PM	0	6	24	0	5	3	0	0	5	2	0	0	0	0	45
02:15 PM	0	8	23	0	2	1	1	0	6	0	0	0	0	0	41
02:30 PM	0	7	23	0	6	4	2	1	12	0	0	0	0	0	55
02:45 PM	0	9	22	0	4	1	1	0	4	0	0	0	0	0	41
03:00 PM	0	8	26	0	5	2	2	0	2	0	0	0	0	0	45
03:15 PM	0	4	27	0	4	2	1	0	2	0	0	0	0	0	40
03:30 PM	0	11	29	0	1	0	0	0	1	0	0	0	0	0	42
03:45 PM	0	5	14	0	4	2	1	0	0	0	0	0	0	0	26
04:00 PM	0	4	9	0	2	0	0	0	0	0	0	0	0	0	15
04:15 PM	0	9	28	0	0	0	0	0	1	0	0	0	0	0	38
04:30 PM	0	5	10	0	0	0	0	0	0	0	0	0	0	0	15
04:45 PM	0	0	6	0	1	0	0	0	0	0	0	0	0	0	7
05:00 PM	1	1	8	0	1	0	0	0	0	0	0	0	0	0	11
05:15 PM	1	0	3	0	1	1	0	0	1	0	0	0	0	0	7
05:30 PM	0	0	0	0	0	0	0	0	0	0	0	0	0	0	0
05:45 PM	0	1	3	0	3	0	0	0	0	0	0	0	0	0	7
Day Total Percent															
ADT 1802															
AM Peak 15-min Vol															
PM Peak 15-min Vol															

**Comments:**

**LOCATION:** Witham Ave/Barge Channel Rd between Robie St and rail road crossing

**QC JOB #:** 15268501

**SPECIFIC LOCATION:**

**DIRECTION:** EB, WB

**CITY/STATE:** St. Paul, MN

**DATE:** Sep 4 2020

Start Time	Motorcycles	Cars & Trailer	2 Axle Long	Buses	2 Axle 6 Tire	3 Axle Single	4 Axle Single	<5 Axle Double	5 Axle Double	>6 Axle Double	<6 Axle Multi	6 Axle Multi	>6 Axle Multi	Not Classified	Total
06:00 PM	0	0	0	0	0	0	0	0	0	0	0	0	0	0	0
06:15 PM	0	0	4	0	2	0	0	0	0	0	0	0	0	0	6
06:30 PM	0	0	0	0	1	0	0	0	0	0	0	0	0	0	1
06:45 PM	0	0	3	0	2	0	0	0	0	0	0	0	0	0	5
07:00 PM	0	0	4	0	4	0	0	0	1	0	0	0	0	0	9
07:15 PM	0	2	3	0	2	0	0	0	0	0	0	0	0	0	7
07:30 PM	0	0	0	0	1	0	0	0	0	0	0	0	0	0	1
07:45 PM	0	0	3	0	1	0	0	0	0	0	0	0	0	0	4
08:00 PM	0	0	1	0	3	0	0	0	0	0	0	0	0	0	4
08:15 PM	0	1	2	0	2	0	0	0	0	0	0	0	0	0	5
08:30 PM	0	0	2	0	2	0	0	0	0	0	0	0	0	0	4
08:45 PM	0	1	1	0	0	0	0	0	0	0	0	0	0	0	2
09:00 PM	0	0	0	0	0	0	0	0	0	0	0	0	0	0	0
09:15 PM	0	0	1	0	0	0	0	0	0	0	0	0	0	0	1
09:30 PM	0	1	3	0	0	0	0	0	0	0	0	0	0	0	4
09:45 PM	0	0	0	0	0	0	0	0	0	0	0	0	0	0	0
10:00 PM	0	0	0	0	1	0	0	0	0	0	0	0	0	0	1
10:15 PM	0	0	2	0	0	0	0	0	0	0	0	0	0	0	2
10:30 PM	0	0	0	0	0	0	0	0	0	0	0	0	0	0	0
10:45 PM	0	1	0	0	1	0	0	0	0	0	0	0	0	0	2
11:00 PM	0	0	1	0	0	0	0	0	0	0	0	0	0	0	1
11:15 PM	0	0	0	0	2	0	0	0	0	0	0	0	0	0	2
11:30 PM	0	1	1	0	0	0	0	0	0	0	0	0	0	0	2
11:45 PM	0	0	0	0	2	0	0	0	0	0	0	0	0	0	2
<b>Day Total</b>	2	262	913	0	196	109	38	1	262	19	0	0	0	0	1802
<b>Percent</b>	0.1%	14.5%	50.7%	0%	10.9%	6%	2.1%	0.1%	14.5%	1.1%	0%	0%	0%	0%	
<b>ADT</b> 1802															
<b>AM Peak</b> 15-min Vol	12:00 AM	11:30 AM	11:30 AM	12:00 AM	9:30 AM	10:15 AM	10:15 AM	12:00 AM	10:15 AM	10:30 AM	12:00 AM	12:00 AM	12:00 AM	12:00 AM	11:30 AM
	0	11	33	0	7	8	3	0	12	5	0	0	0	0	61
<b>PM Peak</b> 15-min Vol	5:00 PM	1:30 PM	12:15 PM	12:00 PM	1:30 PM	2:30 PM	1:45 PM	2:30 PM	1:00 PM	12:45 PM	12:00 PM	12:00 PM	12:00 PM	12:00 PM	1:00 PM
	1	13	30	0	13	4	3	1	13	2	0	0	0	0	58

**Comments:**

**LOCATION:** Witham Ave/Barge Channel Rd between Robie St and rail road crossing  
**SPECIFIC LOCATION:**  
**CITY/STATE:** St. Paul, MN

**QC JOB #:** 15268501  
**DIRECTION:** EB, WB  
**DATE:** Aug 31 2020

	Motorcycles	Cars & Trailer	2 Axle Long	Buses	2 Axle 6 Tire	3 Axle Single	4 Axle Single	<5 Axle Double	5 Axle Double	>6 Axle Double	<6 Axle Multi	6 Axle Multi	>6 Axle Multi	Not Classified	Total
<b>Grand Total</b>	6	1223	4541	0	1011	918	282	17	1534	147	0	0	0	0	9679
<b>Percent</b>	0.1%	12.6%	46.9%	0%	10.4%	9.5%	2.9%	0.2%	15.8%	1.5%	0%	0%	0%	0%	
<b>ADT 1935</b>															

*Comments:*



Type of report: Tube Count - Volume Data

LOCATION: Witham Ave/Barge Channel Rd between Robie St and rail road crossing							QC JOB #: 15268501			
SPECIFIC LOCATION:							DIRECTION: EB, WB			
CITY/STATE: St. Paul, MN							DATE: Aug 31 2020 - Sep 4 2020			
Start Time	Mon 31 Aug 20	Tue 1 Sep 20	Wed 2 Sep 20	Thu 3 Sep 20	Fri 4 Sep 20	Average Weekday 15-min Traffic	Sat	Sun	Average Week 15-min Traffic	Average Week Profile
12:00 AM	1	1	2	1	2	1			1	
12:15 AM	1	1	1	0	2	1			1	
12:30 AM	0	3	4	0	0	1			1	
12:45 AM	1	0	1	1	1	1			1	
01:00 AM	2	1	2	0	0	1			1	
01:15 AM	0	2	2	1	0	1			1	
01:30 AM	0	0	0	2	4	1			1	
01:45 AM	2	2	1	3	0	2			2	
02:00 AM	0	4	1	6	2	3			3	
02:15 AM	4	1	1	1	1	2			2	
02:30 AM	2	1	0	3	0	1			1	
02:45 AM	1	0	0	1	0	0			0	
03:00 AM	0	2	0	3	0	1			1	
03:15 AM	1	1	0	1	1	1			1	
03:30 AM	1	0	0	2	0	1			1	
03:45 AM	0	0	0	1	0	0			0	
04:00 AM	3	1	2	3	1	2			2	
04:15 AM	1	4	1	0	1	1			1	
04:30 AM	3	4	4	6	5	4			4	
04:45 AM	3	6	2	2	3	3			3	
05:00 AM	3	4	3	5	3	4			4	
05:15 AM	6	11	10	5	5	7			7	
05:30 AM	16	14	20	20	9	16			16	
05:45 AM	21	28	27	30	26	26			26	
Day Total										
% Weekday Average										
% Week Average										
AM Peak 15-min Vol										
PM Peak 15-min Vol										
Comments:										

Report generated on 9/16/2020 12:11 PM

SOURCE: Quality Counts, LLC (<http://www.qualitycounts.net>)

LOCATION: Witham Ave/Barge Channel Rd between Robie St and rail road crossing										QC JOB #: 15268501
SPECIFIC LOCATION:										DIRECTION: EB, WB
CITY/STATE: St. Paul, MN										DATE: Aug 31 2020 - Sep 4 2020
Start Time	Mon 31 Aug 20	Tue 1 Sep 20	Wed 2 Sep 20	Thu 3 Sep 20	Fri 4 Sep 20	Average Weekday 15-min Traffic	Sat	Sun	Average Week 15-min Traffic	Average Week Profile
06:00 AM	16	10	13	14	12	13			13	
06:15 AM	16	18	12	27	12	17			17	
06:30 AM	25	25	21	16	23	22			22	
06:45 AM	21	35	33	35	17	28			28	
07:00 AM	21	27	27	24	21	24			24	
07:15 AM	8	37	36	35	30	29			29	
07:30 AM	43	37	26	41	18	33			33	
07:45 AM	21	27	25	29	36	28			28	
08:00 AM	34	26	41	26	23	30			30	
08:15 AM	23	28	37	26	40	31			31	
08:30 AM	41	23	40	30	34	34			34	
08:45 AM	31	38	36	37	31	35			35	
09:00 AM	39	51	28	38	42	40			40	
09:15 AM	39	42	42	37	37	39			39	
09:30 AM	47	52	37	39	37	42			42	
09:45 AM	38	57	50	47	50	48			48	
10:00 AM	53	68	45	46	27	48			48	
10:15 AM	61	48	51	53	59	54			54	
10:30 AM	55	47	43	39	34	44			44	
10:45 AM	39	58	44	47	44	46			46	
11:00 AM	39	52	47	54	60	50			50	
11:15 AM	41	61	45	56	45	50			50	
11:30 AM	45	49	57	41	61	51			51	
11:45 AM	48	51	51	58	52	52			52	
Day Total										
% Weekday Average										
% Week Average										
AM Peak 15-min Vol										
PM Peak 15-min Vol										
Comments:										

LOCATION: Witham Ave/Barge Channel Rd between Robie St and rail road crossing										QC JOB #: 15268501
SPECIFIC LOCATION:										DIRECTION: EB, WB
CITY/STATE: St. Paul, MN										DATE: Aug 31 2020 - Sep 4 2020
Start Time	Mon 31 Aug 20	Tue 1 Sep 20	Wed 2 Sep 20	Thu 3 Sep 20	Fri 4 Sep 20	Average Weekday 15-min Traffic	Sat	Sun	Average Week 15-min Traffic	Average Week Profile
12:00 PM	61	59	46	41	49	51			51	
12:15 PM	49	47	60	55	49	52			52	
12:30 PM	47	60	60	50	45	52			52	
12:45 PM	51	36	54	36	50	45			45	
01:00 PM	58	56	47	47	58	53			53	
01:15 PM	55	43	53	41	44	47			47	
01:30 PM	52	60	65	49	57	57			57	
01:45 PM	53	47	54	43	39	47			47	
02:00 PM	67	53	44	47	45	51			51	
02:15 PM	54	42	51	43	41	46			46	
02:30 PM	51	51	47	51	55	51			51	
02:45 PM	53	45	47	40	41	45			45	
03:00 PM	48	46	48	72	45	52			52	
03:15 PM	43	47	38	46	40	43			43	
03:30 PM	57	45	51	47	42	48			48	
03:45 PM	28	35	25	27	26	28			28	
04:00 PM	31	20	21	23	15	22			22	
04:15 PM	50	34	39	34	38	39			39	
04:30 PM	24	23	32	15	15	22			22	
04:45 PM	10	22	9	13	7	12			12	
05:00 PM	13	19	13	10	11	13			13	
05:15 PM	8	1	11	5	7	6			6	
05:30 PM	13	12	8	1	0	7			7	
05:45 PM	8	4	4	1	7	5			5	
Day Total										
% Weekday Average										
% Week Average										
AM Peak 15-min Vol										
PM Peak 15-min Vol										
Comments:										

LOCATION: Witham Ave/Barge Channel Rd between Robie St and rail road crossing							QC JOB #: 15268501			
SPECIFIC LOCATION:							DIRECTION: EB, WB			
CITY/STATE: St. Paul, MN							DATE: Aug 31 2020 - Sep 4 2020			
Start Time	Mon 31 Aug 20	Tue 1 Sep 20	Wed 2 Sep 20	Thu 3 Sep 20	Fri 4 Sep 20	Average Weekday 15-min Traffic	Sat	Sun	Average Week 15-min Traffic	Average Week Profile
06:00 PM	10	5	11	6	0	6			6	
06:15 PM	6	2	8	3	6	5			5	
06:30 PM	15	3	10	3	1	6			6	
06:45 PM	2	6	2	4	5	4			4	
07:00 PM	6	4	1	1	9	4			4	
07:15 PM	5	3	4	5	7	5			5	
07:30 PM	4	3	2	5	1	3			3	
07:45 PM	2	4	0	0	4	2			2	
08:00 PM	4	5	4	3	4	4			4	
08:15 PM	4	4	4	3	5	4			4	
08:30 PM	5	2	1	1	4	3			3	
08:45 PM	7	1	2	3	2	3			3	
09:00 PM	1	2	1	1	0	1			1	
09:15 PM	4	4	0	0	1	2			2	
09:30 PM	0	0	7	2	4	3			3	
09:45 PM	0	1	0	5	0	1			1	
10:00 PM	0	2	5	0	1	2			2	
10:15 PM	0	0	0	4	2	1			1	
10:30 PM	2	0	2	3	0	1			1	
10:45 PM	2	4	1	3	2	2			2	
11:00 PM	0	2	3	1	1	1			1	
11:15 PM	4	4	3	0	2	3			3	
11:30 PM	2	2	3	3	2	2			2	
11:45 PM	2	1	0	1	2	1			1	
<b>Day Total</b>	<b>1987</b>	<b>2029</b>	<b>1972</b>	<b>1889</b>	<b>1802</b>	<b>1932</b>			<b>1932</b>	
% Weekday Average	102.8%	105%	102.1%	97.8%	93.3%					
% Week Average	102.8%	105%	102.1%	97.8%	93.3%	100%				
AM Peak 15-min Vol	10:15 AM 61	10:00 AM 68	11:30 AM 57	11:45 AM 58	11:30 AM 61	10:15 AM 54			10:15 AM 54	
PM Peak 15-min Vol	2:00 PM 67	12:30 PM 60	1:30 PM 65	3:00 PM 72	1:00 PM 58	1:30 PM 57			1:30 PM 57	
<i>Comments:</i>										





## about GHD

GHD is one of the world's leading professional services companies operating in the global markets of water, energy and resources, environment, property and buildings, and transportation. We provide engineering, environmental, and construction services to private and public sector clients.

**Eric Tripi, PTOE**  
[eric.tripi@ghd.com](mailto:eric.tripi@ghd.com)  
(248) 893-3384

**Matt Kolis, PTOE**  
[matt.kolis@ghd.com](mailto:matt.kolis@ghd.com)  
(248) 479-0226

[www.ghd.com](http://www.ghd.com)